



***Australian Truck
& Trailer Parts***



Trailer Parts Catalogue



HC-ATM Group Pty Ltd
ABN: 87 140 887 501
TELEPHONE: (07) 3277 5111 FAX: (07) 3875 1945
WEB: www.aussietruckparts.com.au
102 Stradbroke St, Heathwood, Brisbane, QLD 4110

About Us

We manufacture heavy duty and high-quality Truck Parts, Trailer Parts and Tooling designed for long life and reliability.

Our parts have been field tested in tough Australian, Papua New Guinea, Indonesia and U.S.A conditions including mine sites, off-road and logging sites to make sure they perform.

Our design and innovation in manufacturing produces the reliability and cost effectiveness required in today's market.

Our Philosophy

If it works well in the tough Australian conditions then it will work anywhere!

We Supply To ...

Absolute Spares

Advance Trailers Sales & Service

Albury Truck & Trailer Parts

Australian Truck & Auto Parts

Auto Tools

AV Trucks

Brown & Hurley

Big Rig Spares

Black Truck Sales

Bruce Rock Engineering

BPW Transpec Pty Ltd

BW Truck Parts

Canberra Truck Repairs

Diesel Drive Pty Ltd

Elphinstone Trailers

Fleet Gear Pty Ltd

Fleet Parts Australia

Flex Industries

Giacci Brothers Pty Ltd

Gibbs Parts

Gibbs Truck & Trailer Parts

Gleeman Truck Parts

Graham Thomson Motors

Haulmark Trailers

Hi Torque Truck Spares

Holmwood Highgate Pty Lt

Howard Porter

H.V. Equipment & Parts Pty Ltd

Independent Parts

Jackson's Parts & Industrial

Kenway & Clark QLD

Kenworth

Mackay Truck Parts

Marulan Truck & Bus Pty Ltd

Maxiparts Pty Ltd

Meritor H.V.S Aust Ltd

Mounts Machinery

Multispares Ltd

North Star Motors Pty Ltd

Northern Truck Alignment

O'Keefe Industries Pty Ltd

Outback Spares

Paccar

Penske Power Systems Pty Ltd

Powertrans

QUBE Bulk

Regional Transport Spares Pty Ltd

Rocklea Truck Spares Pty Ltd

Shepherd Transport
Equipment

Southern Cross Transport
Equipment Group

Suncoast Truck Spares

SX Trailers

Swan Hill Truck Service

Toowoomba Truck Spares

Total Fleet Maintenance

Truck & Auto Parts Inverall &
Moree

Trailer Sales

Truckline

Tranzmile Pty Ltd

Transparts Qld Pty Ltd

Transport Parts WA

Transpro Pty Ltd

Volvo Commercial Vehicles

Westco Truck Sales

Wideland Trucks & Equipment
Pty Ltd

Wrights Truck & Trailer
Spares

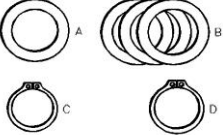
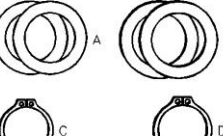
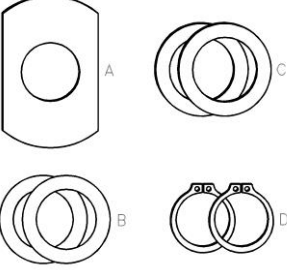
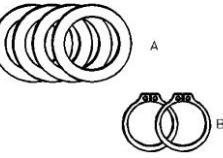
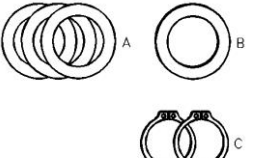
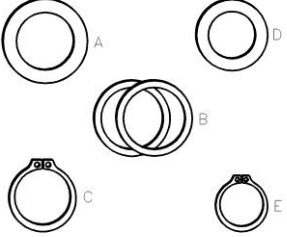
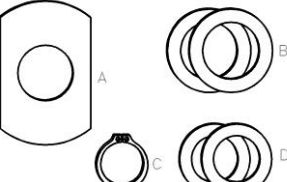
York Transport Equipment

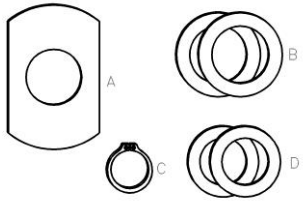
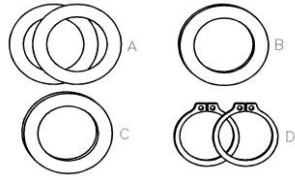
CONTENTS

CAMSHAFT CIRCLIP AND WASHER KITS	1
CAMSHAFT OVERHAUL KITS	2
For Rockwell Drive Axle Brakes	2
For Mack Drive Axle Brakes	3
For Standard Forge & Ingersol 16-1/2" & 18" Dia. (Freighter Ingersol Model)	3
CAMSHAFT SUPPORT BRACKETS AND PARTS	3
Retainer Plates, Support Washers and Special Grease Nipples	3
Mounting Plates	4
Camshaft Support Brackets	4
CAMSHAFT BUSHINGS	5
BRAKE SHOE ANCHOR PINS	9
BRAKE SHOE ANCHOR PINS	9
BRAKE SHOE ROLLER RETAINER KITS	10
EQUALISER AND RADIUS ROD SPINDLE KITS	10
DRAWBAR PIVOT KITS	11
HANGERS AND PARTS	13
LUSTY	13
HANGERS and PARTS	13
HANGER TO EQUALISER – BUSH CARRIERS	14
HANGER TO RADIUS ROD – BUSH CARRIERS	14
HANGER TO RADIUS ROD – REPAIR BOSSES	14
AXLE SADDLES AND SPRING SEATS	15
RISER BLOCKS	16
EQUALISER – SPRING SADDLES AND PARTS	16
EQUALISER – WEAR PADS	17
EQUALISER KITS	17
EQUALISERS	18
EQUALISER BUSHES AND PARTS	24
EQUALISER PINS AND PARTS	27
RADIUS ROD BUSHES AND PARTS	30
TORQUE ROD & V-ROD BUSH	33
SPRING EYE BUSHES	33
RADIUS ROD PINS AND PARTS	34
SUSPENSION WASHERS	35
RADIUS RODS AND PARTS	35
Fixed Radius Rods – Parallel I.D.	35
Fixed Radius Rods – Tapered I.D.	35
Radius Rod Adjusting Screws	36
Fixed Radius Rod Ends	36
TRUNNION BUSHES AND PADS	37
AFTERMARKET PARTS TO SUIT MERITOR / ROCKWELL TRUCKS	38
SLACK ADJUSTER – RELATED PARTS	39
SLACK ADJUSTER RETURN KITS	39
FIFTH WHEEL PARTS (Turntable)	39
Holland Fifth Wheel Parts	42
York Fifth Wheel Parts	43
TRAILER AND COUPLING PARTS	43
V.G.B. Parts	44
V.Orlandi Kit	44
AFTERMARKET PARTS TO SUIT FIFTH WHEEL / TURNTABLE	45
AFTERMARKET PARTS TO SUIT THERMOKING	45
PART NUMBER INDEX	46

Catalogue as of Truckshow May 2021

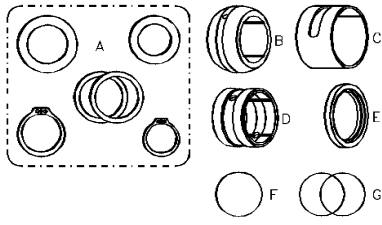
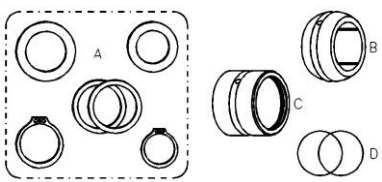
CAMSHAFT CIRCLIP AND WASHER KITS

PART NO.	APPLICATION		INCLUDES
01.0101.00	For Fruehauf "Pro-Par"		A 1 03.2503.0 Washer (38.5 x 57 x 1.6mm) B 3 03.2508.0 Washer (41.7 x 60 x 1.6mm) C 1 03.2602.0 Circlip (Suits Shaft 1-1/2") D 1 03.2605.0 Circlip (Suits Shaft 1-5/8") 1-1/2" = 38.1mm; 1-5/8" = 41.3mm
01.0105.00	For Eaton 501 Series, (Freighter JE-501-L)		A 1 03.2503.0 Washer (38.5 x 57 x 1.6mm) B 3 03.2508.0 Washer (41.7 x 60 x 1.6mm) C 1 03.2602.0 Circlip (Suits Shaft 1-1/2") D 1 03.2605.0 Circlip (Suits Shaft 1-5/8") 1-1/2" = 38.1mm; 1-5/8" = 41.3mm
01.0110.00	For Rockwell TK, TKL, TKN, TL, TN, TO with Pre-121 ("500" Series) 16-1/2 x 7", 8-5/8" & 10" "P" or Retro-Fitted "a" Bakes, (Freighter MK5, Fruehauf Round and I Beam, Early Haulmark, MCGrath, & PBR), and For Standard Forge, and Ingersol 16-1/2" & 18" Dia. Trailer Brakes, (Freighter Ingersol Model)		A 1 03.2501.0 Washer ('0' Type, 38.5mm 10) B 2 03.2502.0 Washer (38.5 x 57 x 0.8mm) C 2 03.2503.0 Washer (38.5 x 57 x 1.6mm) D 2 03.2602.0 Circlip (Suits 1-1/2" Shaft) 1-1/2" = 38.1mm
01.0120.00	For Rockwell RL, RN, RQ with Pre-121 16-1/2" x 7", 8-5/8" & 10" "P" or Retro-Fitted "Q" Brakes, (Freighter RN)		A 4 03.2503.0 Washer (38.5 x 57 x 1.6mm) B 2 03.2602.0 Circlip (Suits 1-1/2" Shaft) 1-1/2" = 38.1mm
01.0121.00	For Rockwell TK, TKL, TKN, TL, TN, TQ 16-1/2" x 7", 8-5/8" & 10" "P" or "Q" Brakes, (Freighter TN)		A 3 03.2502.0 Washer (38.5 x 57 x 0.8mm) B 1 03.2503.0 Washer (38.5 x 57 x 1.6mm) C 2 03.2602.0 Circlip (Suits 1-1/2" Shaft) 1-1/2" = 38.1mm
01.0122.00	For Rockwell RL, RN, RQ & TK, TKL, TKN, TL, TN, TQ with Post-121 ("4000" & "6000" Series) 16-1/2" x 7", 8-5/8" & 10" "P" or "Q" Brakes, (Freighter ARN & ATN), and For Rockwell TK, TKL, TKN, TL, TN, TQ with Post-121, 12-1/4" x 7-1/2" "Q" Brakes		A 1 03.2503.0 Washer (38.5 x 57 x 1.6mm) B 2 03.2513.0 Washer (41.7 x 51 x 1.6mm) C 1 03.2605.0 Circlip (Suits 1-5/8" Shaft) D 1 03.3103.0 Washer (32 x 48 x 1.6mm) E 1 03.3121.0 Circlip (Suits 1-1/4" Shaft) 1-1/4" = 31.7mm; 1-5/8" = 41.3mm
01.0124.00	For Rockwell 28 Spline Camshaft Brakes		A 1 03.2501.0 Washer ('0' Type, 38.5mm 10) B 2 03.2503.0 Washer (38.5 x 57 x 1.6mm) C 1 03.2622.0 Circlip (Suits 1-1/4" Shaft) D 2 03.3103.0 Washer (32 x 48 x 1.6mm) 1-1/4" = 31.7mm

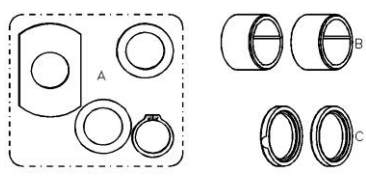
PART NO.	APPLICATION		INCLUDES
01.0125.00	For Eaton Drive Axle Camshaft Brakes		A 1 03.2501.0 Washer ('O' Type, 38.5mm 10) B 2 03.2503.0 Washer (38.5 x 57 x 1.6mm) C 1 03.2624.0 Circlip (Suits 1-1/8" Shaft) D 2 03.3103.0 Washer (32 x 48 x 1.6mm) 1-1/8" = 28.6mm
01.0130.00	For Dana (Kershaw) and Standard Forge 12-1/4" Dia. Brakes with Bolt-On Spider and Adjustable Outer Bracket		A 2 03.2502.0 Washer (38.5 x 57 x 0.8mm) B 1 03.2504.0 Washer (38.5 x 57 x 2.4mm) C 1 03.2505.0 Washer (38.5 x 57 x 3.2mm) D 2 03.2602.0 Circlip (Suits 1-1/2" Shaft) 1-1/2" = 38.1mm

CAMSHAFT OVERHAUL KITS

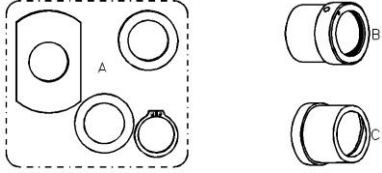
For Rockwell RL, RN, RQ & TK, TKL, TKN, TL, TN, TQ with Post-121 ("4000" & "6000" Series) 16-1/2" x 7", 8-5/8" & 10" "P" or "Q" Brakes, (Freighter ARN & ATN), and for Rockwell TK, TKL, TKN, TL, TN, TQ with Post-121, 12-1/4" x 7-1/2" "Q" Brakes

PART NO.		INCLUDES
01.0222.00		A 1 03.2503.0 Washer (38.5 x 57 x 1.6mm) 2 03.2513.0 Washer (41.7 x 51 x 1.6mm) 1 03.2605.0 Circlip (Suits 1-5/8" Shaft) 1 03.3103.0 Washer (32 x 48 x 1.6mm) 1 03.3121.0 Circlip (Suits 1-1/4" Shaft) B 1 03.2109.0 Spline-End Bush (GR Plastic, 1-1/2" ID) C 1 03.2207.0 Outer Spider Bush (Plated Steel, 1-7/8" ID) D 1 03.2208.0 Inner Spider Bush (Nylon, 1-5/8" ID) E 1 03.2405.0 Seal (1-19/32" x 2" x 1/4") F 1 03.2452.0 'O' Ring (1.609" x 0.139") G 2 03.2453.0 'O' Ring (1.475" x 0.210") 1-1/4" = 31.7mm; 1-1/2" = 38.1mm; 1-5/8" = 41.3mm; 1-7/8" = 47.6mm Item A is the same as Kit 01.0122.00
01.0222.08		A 1 03.2503.0 Washer (38.5 x 57 x 1.6mm) 2 03.2513.0 Washer (41.7 x 51 x 1.6mm) 1 03.2605.0 Circlip (Suits 1-5/8" Shaft) 1 03.3103.0 Washer (32 x 48 x 1.6mm) 1 03.3121.0 Circlip (Suits 1-1/4" Shaft) B 1 03.2109.0 Spline-End Bush (GR Plastic, 1-1/2" ID) C 1 03.2208.8 Spider Bush (Bronze, 2'O' Rings, 1-5/8" ID) D 2 03.2453.0 'O' Ring (1.475" x 0.210") 1-1/4" = 31.7mm; 1-1/2" = 38.1mm; 1-5/8" = 41.3mm Item A is the same as Kit 01.0122.00

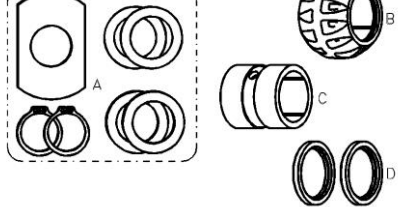
For Rockwell Drive Axle Brakes

PART NO.		INCLUDES
01.0223.00		A 1 03.2501.0 Washer ('O' Type, 38.5mm ID) 1 03.2502.0 Washer (38.5 x 57 x 0.8mm) 1 03.2503.0 Washer (38.5 x 57 x 1.6mm) 1 03.2602.0 Circlip (Suits 1-1/2" Shaft) B 2 03.2209.0 Cam Bush (Nylon, 1-1/2" ID) C 2 03.2404.0 Seal (1-15/32"x2-1/16"x 1/4') 1-1/2" = 38.1mm Item A is the same as Kit 01.0123.00

For Mack Drive Axle Brakes

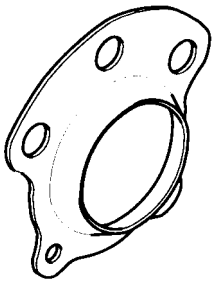
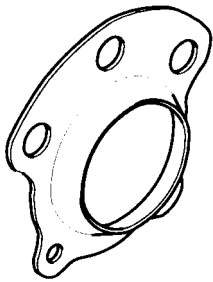
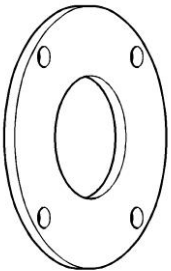
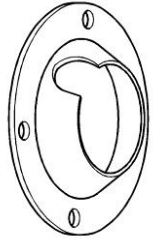
PART NO.		INCLUDES
01.0223.55		<p>A 1 03.2501.0 Washer ('D' Type, 38.5mm ID) 1 03.2502.0 Washer (38.5 x 57 x 0.8mm) 1 03.2503.0 Washer (38.5 x 57 x 1.6mm) 1 03.2602.0 Circlip (Suits 1-1/2' Shaft) B 2 03.2119.5 Cam Bush (Plated Steel, 1 '0' Ring, 1-1/2' ID) C 1 03.2209.5 Cam Bush (Plated Steel, 1 '0' Ring, 1-1/2' ID) 1-1/2" = 38.1mm Item A is the same as Kit 01.0123.00</p>

For Standard Forge, and Ingersol 16-1/2" & 18" Dia. Trailer Brakes with Adjustable Outer Bracket, (Freighter Ingersol Model)

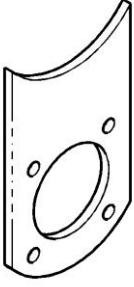

PART NO.		INCLUDES
01.0235.00		<p>A 1 03.2501.0 Washer ('D' Type, 38.5mm ID) 2 03.2502.0 Washer (38.5 x 57 x 0.8mm) 2 03.2503.0 Washer (38.5 x 57 x 1.6mm) 2 03.2602.0 Circlip (Suits 1-1/2" Shaft) B 1 03.2107.0 Spline-End Bush (Nylon, 2 '0' Rings, 1-1/2" ID) C 1 03.2204.0 Spider Bush (Nylon, 1-1/2' 10) D 2 03.2402.0 Seal (1-15/32" x 1-7/8" x 3/16') 1-1/2" = 38.1mm Item A is the same as Kit 01.0110.00</p>

CAMSHAFT SUPPORT BRACKETS AND PARTS


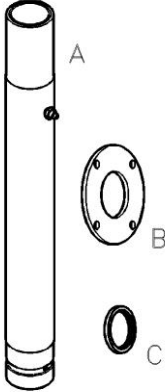
Retainer Plates, Support Washers and Special Grease Nipples

OUTER RETAINER PLATE	PART NO.	APPLICATION	INNER RETAINER PLATE	PART NO.	APPLICATION
	03.1701.0	<p>For Fruehauf "Pro-Par" Axles (See Bushed Assembly 03.2002.0)</p> <p>Used with Mounting Plate 03.1781.0</p> <p>Replaces: Fruehauf AXA-0430-1</p>		03.1702.0	<p>For Early Model Rockwell Axles (See Bushed Assembly 03.2001.0)</p> <p>Used with Mounting Plate 03.1782.0</p> <p>Replaces: Fruehauf 219157 Rockwell 1205-N-430</p>
<p>SUPPORT WASHER</p> 	03.1706.0	<p>General Purpose Trailer Camshaft Support Washer</p> <p>Used with Camshaft Support Tube 03.1950.0 and Mounting Bracket 03.1789.0</p>	<p>RETAINER PLATE</p> 	03.1711.0	<p>For Spicer and Standard Forge 16-1/2" Oia. Brakes (See Bushed Assembly 03.2062.0)</p>

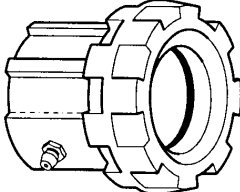
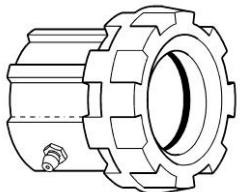
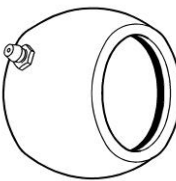

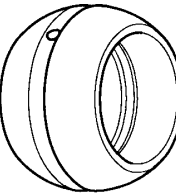
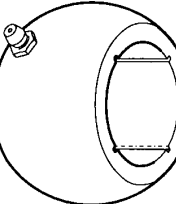
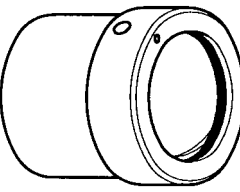
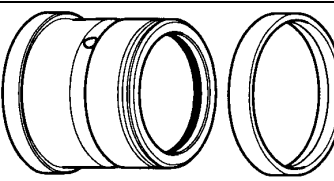
Mounting Plates

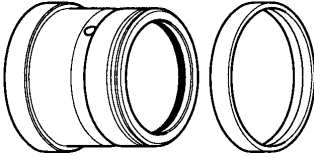
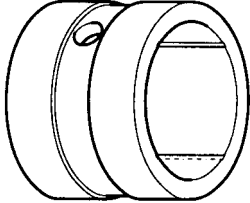
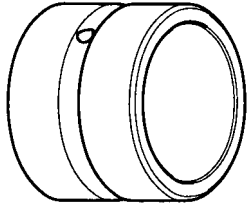
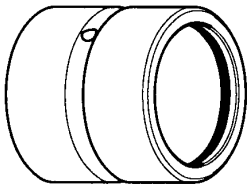
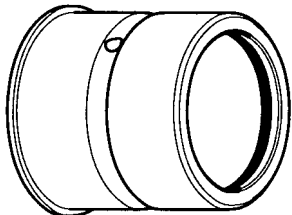
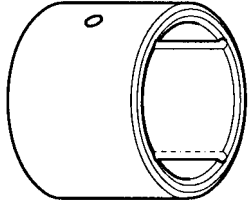
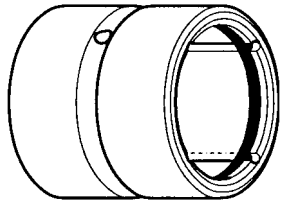
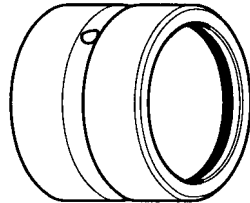
MOUNTING PLATE	PART NO.	APPLICATION	MOUNTING PLATE	PART NO.	APPLICATION
	03.1789.0	For Rockwell 5" Round Axles with 16-1/2" Dia. Brakes Used with Bushed Assembly 03.2009.0 and 03.2009.3 Replaces: Rockwell 3229-B-3824		03.1789.1	For Rockwell Paymaster Axle (RL & RN Models) Used with Bushed Assembly 03.2009.0 and 03.2009.3 Replaces: Rockwell 3229-H-3102

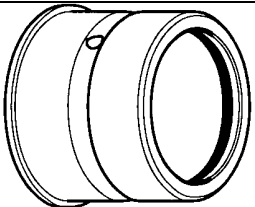
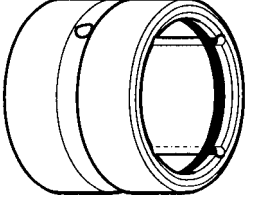
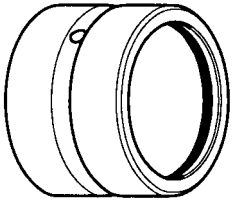
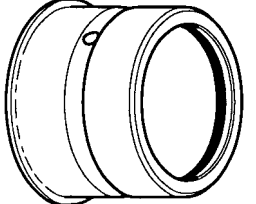
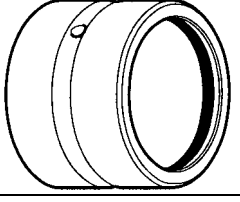
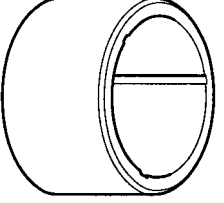
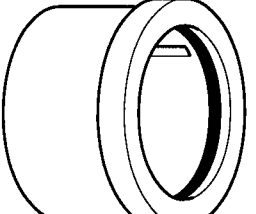
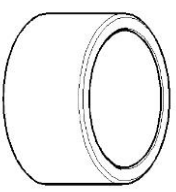
Camshaft Support Brackets

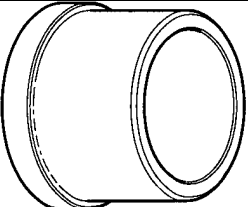
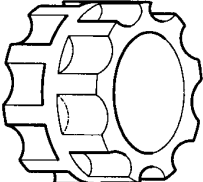
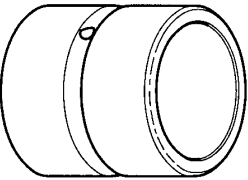
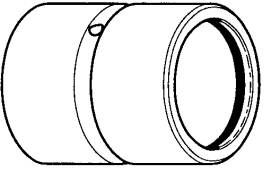
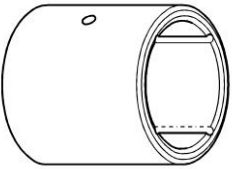
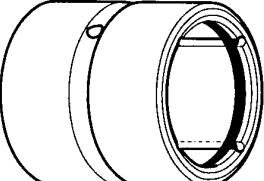
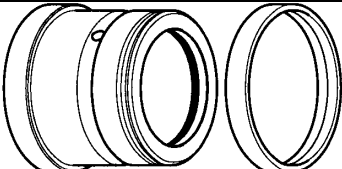
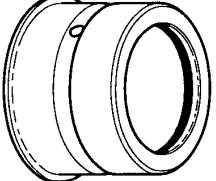
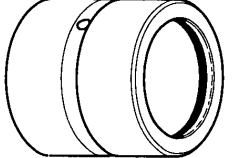
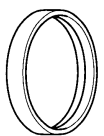
SUPPORT TUBE	PART NO.	APPLICATION	SUPPORT ASSEMBLY	PART NO.	APPLICATION
	03.1949.0	For Freighter Ingersoll Trailer Camshafts 20-1/8" (511mm) Long Includes 2 Bushes 03.1950.1 & 1 Grease Nipple 39.028.02		03.1950.8	For General Purpose Trailer Camshafts 20.5" Long Includes A.1 x 03.1950.0 Support Tube B. 1 x 03.1706.0 Washer C. 1 x 03.2402.0 Seal
	03.1950.0	For General Purpose Trailer Camshafts 20.5" (520.7mm) Long Suits Camshafts 03.0260.L & 03.0260.R Includes 2 Bushes 03.1950.1 & 1 Grease Nipple 39.028.02			
	03.1952.0	For General Purpose Trailer Camshafts 23.5" (596.9mm) Long Includes 2 Bushes 03.1950.1 & 1 Grease Nipple 39.028.02			
SUPPORT BUSH	03.1950.5	For York Enclosed Camshaft Tube Dimensions 1-1/2" = 38.1mm I.D. 1-3/4" = 44.5mm O.D. 2-23/32" = 69.0mm Long	SUPPORT BUSH	03.1950.1	For use in Camshaft Support Tubes 03.1950.0, 03.1951.0, 03.1952.0 & 03.1955.0
CAMSHAFT SUPPORT ASSEMBLY	03.2001.0	For Early Model Rockwell Axles Includes: 1 Camshaft Bush (03.2101.0), 2 Retainer Plates (03.1702.0) and 2 Retainer Plate Fastener Kits (03.1732.0)	CAMSHAFT SUPPORT ASSEMBLY	03.2001.0	For Fruehauf "Pro-Par" Axles Includes: 1 Camshaft Bush (03.2102.0), 2 Retainer Plates (03.1701.0) and 2 Retainer Plate Fastener Kits (03.1732.0)

CAMSHAFT BUSHINGS

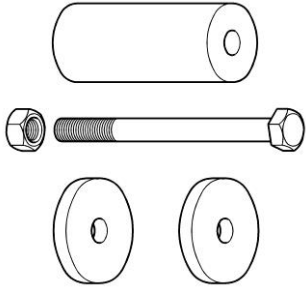
	PART NO.	O.D.	I.D	LENGTH	APPLICATION AND GENERAL
<p>NYLON BUSH</p> 	03.2101.0	2-3/4" = 69.9mm	1-1/2" = 38.1mm	2-1/2" = 63.5mm	<p>For Rockwell, (Freighter MK VA, Fruehauf Round & I Beam), Early Haulmark, MCgrath, and PBR); Spline-end Bushing</p> <p>Includes: 2 '0' Rings 03.2451.0 and 1 Grease Nipple</p> <p>Replaces: Fruehauf 515148 and Rockwell A-3299-G-1541</p>
<p>NYLON BUSH</p> 	03.2102.0	2-7/8" = 73.0mm	1-19/32" = 40.5mm	2-1/2" = 63.5mm	<p>For Fruehauf "Pro-Par" with Early Style Bracket; Spline-End Bushing</p> <p>Includes: 2 '0' Rings 03.2452.0 and 1 Grease Nipple</p> <p>Replaces: Fruehauf AXA-0429-900</p>
<p>NYLON BUSH</p> 	03.2103.0	2-1/2" = 63.5mm	1-19/32" = 40.5mm	1-1/2" = 38.1mm	<p>For Fruehauf "Pro-Par" with Late Style Bracket; Spline-End Bushing</p> <p>Includes: 2 '0' Rings 03.2452.0 and 1 Grease Nipple</p> <p>Replaces: Fruehauf ACD-2285-900</p>
<p>NYLON BUSH</p> 	03.2107.0	2-15/32" = 62.7mm	1-1/2" = 38.1mm	1-3/4" = 44.5mm	<p>For Fruehauf "Pro-Par" with Late Style Bracket; Spline-End Bushing</p> <p>Includes: 2 '0' Rings 03.2451.0 and 1 Grease Nipple</p> <p>Replaces: Std Forge 405128 & 405999-001</p>
	03.2109.0	2-1/8" = 54.0mm	1-1/2" = 38.1mm	1" = 25.4mm	<p>For Rockwell with Late Outer Bracket, (Freighter RN, TN, ARN&ATN); Spline-End Bushing</p> <p>Nylon Bush</p> <p>Use with 2 '0' Rings 03.2453.0 Replaces: Freighter 154-00835 and Rockwell 1125-P-640</p>
	03.2110.0	2-15/32" = 62.7mm	1-1/2" = 38.1mm	1-1/2" = 38.1mm	<p>For Dana & Kershaw with Adjustable Outer Bracket; Spline-End Bushing</p> <p>Includes: 1 Grease Nipple</p> <p>Use with 2 '0' Rings 03.2453.0 Replaces: Dana 10055 & 16064, Kershaw 11109 and Spicer M10WJ100</p>
	03.2119.5	1-7/8" = 47.6mm	1-1/2" = 38.1mm	1.77" = 45.0mm	<p>For Eaton, Mack, and Rockwell Front and Drive Axles; Spline-End Bushing</p> <p>Plated Steel Bush</p> <p>Used in Support Bracket for Mack Fitted with Tayco Brakes Includes: 1 '0' Ring 03.2455.0</p>
	03.2200.5	1-7/8" = 47.6mm	1-1/2" = 38.1mm	2" = 50.8mm	<p>For Rockwell, (Freighter MK VA, Fruehauf Round & I Beam, Early Haulmark, MCgrath, and PBR); Spider Bushing</p> <p>Includes: 2 '0' Rings 03.2455.0 and 1 Lock Ring 03.2330.0</p>

	PART NO.	O.D.	I.D	LENGTH	APPLICATION AND GENERAL
	03.2203.5	2" = 50.8mm	1-5/8" = 41.3mm	2" = 50.8mm	For Fruehauf "Pro-Par" Axle; Spider Bushing Plated Steel Version of 03.2203.0 Includes: 2 'O' Rings 03.2457.0 and 1 Lock Ring 03.2333.0
	03.2204.0	1-7/8" = 47.6mm	1-1/2" = 38.1mm	1-1/2" = 38.1mm	For Dana, Rockwell, (Freighter TN), and Std. Forge; Spline-End and Spider Bushing Nylon Bush Use with 2 Seals 03.2402.0 (to give 1-7/8" Overall LG) or 2 Seals 03.2403.0 (to give 2" Overall LG) Replaces: Freighter 154-00834, Spicer M1 OWJ118 and Std. Forge 405129
	03.2204.3	1-7/8" = 47.6mm	1-1/2" = 38.1mm	1-1/2" = 38.1mm	For Dana, Rockwell, (Freighter TN), and Std. Forge; Spline-End and Spider Bushing Plated Steel Version of 03.2204.0 Use with 2 Seals 03.2402.0 (to give 1-7/8" Overall LG) or 2 Seals 03.2403.0 (to give 2" Overall LG)
	03.2204.4	1-7/8" = 47.6mm	1-1/2" = 38.1mm	1-7/8" = 47.6mm	For Dana, Rockwell, (Freighter TN), and Std. Forge; Spline-End and Spider Bushing Plated Steel, 'O' Ring 1-7/8", Version of 03.2204.0 Includes: 2 'O' Rings 03.2455.0
	03.2204.5	1-7/8" = 47.6mm	1-1/2" = 38.1mm	1-15/16" = 49.2mm	For Dana, Rockwell, (Freighter TN), and Std. Forge; Spline-End and Spider Bushing Plated "Flanged" Steel 1-7/8", 'O' Ring, Version of 03.2204.0 Includes: 2 'O' Rings 03.2455.0
	03.2204.7	1-7/8" = 47.6mm	1-1/2" = 38.1mm	1-1/2" = 38.1mm	For Dana, Rockwell, (Freighter TN), and Std. Forge; Spline-End and Spider Bushing Sintered Bronze Version of 03.2204.0 Use with 2 Seals 03.2402.0 (to give 1-7/8" Overall LG) or 2 Seals 03.2403.0 (to give 2" Overall LG)
	03.2204.8	1-7/8" = 47.6mm	1-1/2" = 38.1mm	1-7/8" = 47.6mm	For Dana, Rockwell, (Freighter TN), and Std. Forge; Spline-End and Spider Bushing Sintered Bronze 1-7/8", 'O' Ring, Version of 03.2204.0 Includes: 2 'O' Rings 03.2455.0
	03.2206.4	1-7/8" = 47.6mm	1-1/2" = 38.1mm	1-1/2" = 38.1mm	For Rockwell RL,RN & RQ Pre-121, (Freighter RN); Spider Bushing Plated Steel, 'O' Ring, Version of Outer 03.2205.0 and Inner 03.2206.0 Includes: 2 'O' Rings 03.2455.0

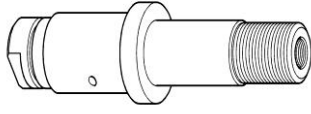
	PART NO.	O.D.	I.D	LENGTH	APPLICATION AND GENERAL
	03.2206.5	1-7/8" = 47.6mm	1-1/2" = 38.1mm	1-9/16" = 39.7mm	For Rockwell RL,RN&RQ Pre-121, (Freighter RN); Spider Bushing Plated "Flanged" Steel, 'O' Ring, Version of Outer 03.2205.0 and Inner 03.2206.0 Includes: 2 'O' Rings 03.2455.0
	03.2206.8	1-7/8" = 47.6mm	1-1/2" = 38.1mm	1-1/2" = 38.1mm	For Rockwell RL,RN& RQ Pre-121, (Freighter RN);Spider Bushing Sintered Bronze, 'O' Ring,Version of Outer 03.2205.0and Inner 03.2206.0 Includes: 2 'O' Rings 03.2455.0
	03.2208.4	2" = 50.8mm	1-5/8" = 41.3mm	1-1/2" = 38.1mm	For Rockwell 4000 & 6000 Series, (Freighter ARN & ATN); Spider Bushing Plated Steel, 'O' Ring, Version of Outer 03.2207.0 and Inner 03.2208.0 Includes: 2 'O' Rings 03.2457.0
	03.2208.5	2" = 50.8mm	1-5/8" = 41.3mm	1-9/16" = 39.7mm	For Rockwell 4000 & 6000 Series, (Freighter ARN & ATN); Spider Bushing Plated "Flanged" Steel, 'O' Ring, Version of Outer 03.2207.0 and Inner 03.2208.0 Includes: 2 'O' Rings 03.2457.0
	03.2208.8	2" = 50.8mm	1-5/8" = 41.3mm	1-1/2" = 38.1mm	For Rockwell 4000 & 6000 Series, (Freighter ARN & ATN); Spider Bushing Sintered Bronze, 'O' Ring,Version of Outer 03.2207.0 and Inner 03.2208.0 Includes: 2 'O' Rings 03.2457.0
	03.2209.0	1-7/8" = 47.6mm	1-1/2" = 38.1mm	1-3/16" = 30.2mm	For Eaton, Mack, and Rockwell Front and Drive Axles; Spine-End and Cam Head End Bushing Nylon Bush (No Grease Hole) Use with 1 Seal that is appropriate for Application Replaces: Rockwell 1225-N-378
	03.2209.2	1-7/8" = 47.6mm	1-1/2" = 38.1mm	1-31/64" = 37.7mm	For Eaton, Mack, and Rockwell Front and Drive Axles; Spine-End and Cam Head End Bushing Nylon "Flanged" Version of 03.2209.0 Includes: 1 'O' Ring 03.2455.0
	03.2209.3	1-7/8" = 47.6mm	1-1/2" = 38.1mm	1-3/16" = 30.2mm	For Eaton, Mack, and Rockwell Front and Drive Axles; Spine-End and Cam Head End Bushing Plated Steel Version of 03.2209.0. Use with 1 Seal appropriate for Application.

	PART NO.	O.D.	I.D	LENGTH	APPLICATION AND GENERAL
	03.2209.5	1-7/8" = 47.6mm	1-1/2" = 38.1mm	39mm	For Eaton, Mack, and Rockwell Front and Drive Axles; Spline-End and Cam Head End Bushing Plated "Flanged" Steel Version of 03.2209.0 Used in Spider for Mack Fitted with Tayco Brakes Includes: 1 '0' Ring 03.2455.0
	03.2210.0	1-7/8" = 47.6mm	1-1/4" = 31.8mm	1-3/16" = 30.2mm	For Rockwell 15" DIA. 'T' Series Front; Spline-End and Cam Head End Bushing Replaces: Rockwell 1225-M-897 Use with 1 Seal 03.2401.0 for Spline-End Use with 1 Seal 03.2425.0 for Cam Head End
	03.2214.3	1-7/8" = 47.6mm	1-1/2" = 38.1mm	2" = 50.8mm	For Dana and Std. Forge Trailer Axle; Spline-End and Spider Bushing Plated Steel Version of 03.2214.0 Use with 2 Seals 03.2402.0
	03.2214.4	1-7/8" = 47.6mm	1-1/2" = 38.1mm	2-3/8" = 60.3mm	For Dana and Std. Forge Trailer Axle; Spline-End and Spider Bushing Plated Steel Version of 03.2214.0 Includes: 2 '0' Rings 03.2455.0
	03.2214.7	1-7/8" = 47.6mm	1-1/2" = 38.1mm	2" = 50.8mm	For Dana and Std. Forge Trailer Axle; Spline-End and Spider Bushing Sintered Bronze Version of 03.2214.0 Use with 2 Seals 03.2402.0
	03.2214.8	1-7/8" = 47.6mm	1-1/2" = 38.1mm	2" = 50.8mm	For Dana and Std. Forge Trailer Axle; Spline-End and Spider Bushing Sintered Bronze Version of 03.2214.0 Includes: 2 '0' Rings 03.2455.0
	03.2233.5	2" = 50.8mm	1-1/2" = 38.1mm	2" = 50.8mm	Converts Fruehauf "Pro-Par" Spider to Suit 1-1/2" Dia. Camshaft Includes: 2 '0' Rings 03.2455.0 and 1 Lockring 03.2333.0
	03.2238.5	2" = 50.8mm	1-1/2" = 38.1mm	1-9/16" = 39.7mm	Converts Rockwell 4000 & 6000 Series, (Freighter ARN & ATN), Spider to Suit 1-1/2" Dia. Camshaft Includes: 2 '0' Rings 03.2455.0
	03.2271.4	2" = 50.8mm	1-1/2" = 38.1mm	2" = 50.8mm	For Pantha Includes: 2 '0' Rings 03.2455.0
	03.2330.0		1-7/8" = 47.6mm		Lock Ring Only (Yellow) Suits: Camshaft Bush 03.2200.2, 03.2200.5 and 03.2200.9
	03.2333.0		2" = 50.8mm		Lock Ring Only (Black) Suits: Camshaft Bush 03.2203.2, 03.2203.5 and 03.2203.9

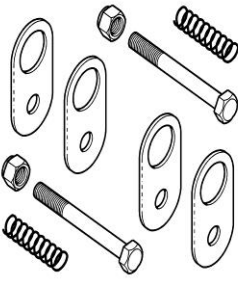
BRAKE SHOE ANCHOR PINS

	PART NO.	REPLACES AND INCLUDES	DIMENSIONS OF BOSSES			APPLICATION AND GENERAL INFORMATION
			O.D	I.D	O.A.L.	
	03.3201.0	Bolt-On Version of 3.3203.0 Includes: 1 03.3201.1 Boss 2 03.3175.0 End Washers 1 03.3176.0 Bolt and Nut	1-1/4" = 31.8mm	25/64" = 9.9mm	2.181" = 55.4mm	For Eaton, Fruehauf, Rockwell, Spicer and Std. Forge Brakes For Boss Only Order 03.3201.1
	03.3249.0	Bolt-On Version of 03.3248.0 Includes: 1 03.3249.1 Boss 2 03.3175.0 End Washers 1 03.3176.0 Bolt and Nut	1" = 25.4mm	25/64" = 9.9mm	2-5/32" = 54.8mm	For Std. Forge 12-1/4" Dia. Brakes with Fabricated Shoes Installed on Weld On Spider For Boss Only Order 03.3249.1
	03.3304.05	Longer Bolt-On Version of 03.3203.0 for use with 03.3302.1 Weld On Repair Bosses Includes: 1 03.3304.1 Boss 2 03.3175.0 End Washers 1 03.3177.0 Bolt and Nut	1-1/4" = 31.8mm	25/64" = 9.9mm	2.819" = 71.6mm	For Eaton, Fruehauf, Rockwell, Spicer and Std. Forge Brakes For Boss Only Order 03.3304.1
	03.3349.0	Longer Bolt-On Version of 03.3249.0 for use with 03.3300.0 Weld On Repair Bosses Includes: 1 03.3249.1 Boss 2 03.3175.0 End Washers	1" = 25.4mm	25/64" = 9.9mm	2-27/32" = 72.2mm	For Std. Forge 12-1/4" Dia. Brakes with Fabricated Shoes Installed on Weld On Spider For Boss Only Order 03.3349.1
	03.3305.08	Longer Version of 03.3304.05	1-1/4" = 31.8mm	25/64" = 9.9mm	3.051" = 77.5mm	Meritor
	03.3348.0	Longer Version of 03.3248.0 for use with 03.3300.0 Weld On Repair Bosses	1" = 25.4mm	2-15/16" = 74.6mm	3.221" = 81.8mm	For Std. Forge 12.25" Dia. Brakes with Fabricated Shoes Installed on Weld On Spider Use with 03.3164.0 Washer and 03.3163 Circlio

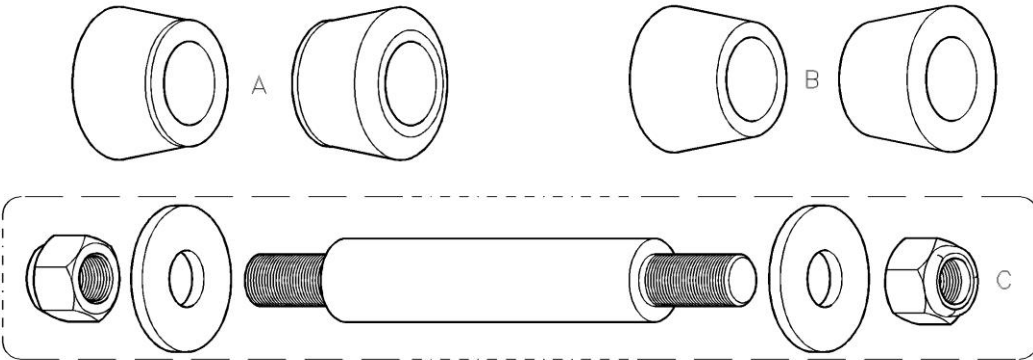
BRAKE SHOE ANCHOR PINS

	PART NO.	REPLACES AND INCLUDES	DIMENSIONS OF BOSSES		APPLICATION AND GENERAL INFORMATION
	03.3242.0	Spicer M10HP103 and Std. Forge 203105-003 Same as 03.3241.0 except Drilled for Lubrication	Large O.D. 1" =25.4mm	6-9/32" = 159.5mm	Std. Forge and Kershaw 12-114" Oia. Brakes Use with 03.3172.0 Jam Nut, 70.103.12 Spring Washer, 03.3161.0 Link and 03.3153.0 "C" Washer
			Small O.D. 13/16"= 20.6mm		
			THD 3/4"-16		

BRAKE SHOE ROLLER RETAINER KITS

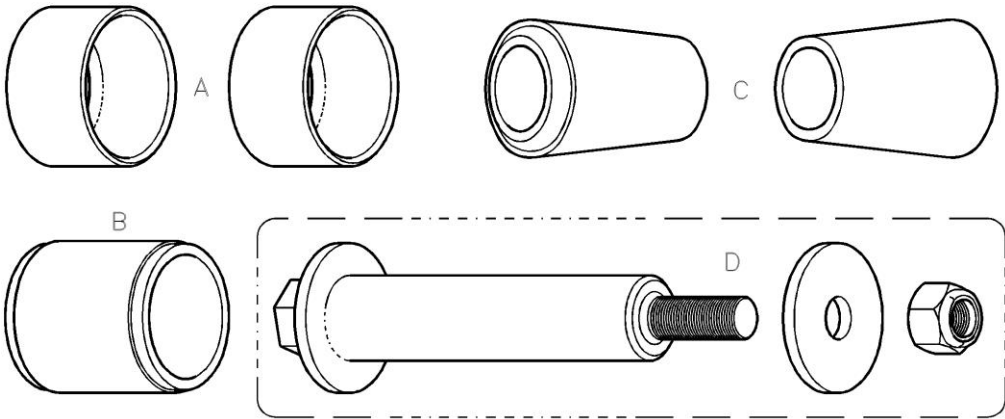
	PART NO.	REPLACES AND INCLUDES	APPLICATION AND GENERAL INFORMATION
	03.3651.0	4 Retainer Plates (Not Sold Separate Small 1.0. 9.3mm and Large 1.0. 20.5mm Centre to Centre 28mm 2 71.035.05.275 Plated Bolts 5/16" UNF x 2-3/4" Long 2 71.635.05 Plated Cone lock Nuts 2 Stainless Steel Springs (Not Sold Separate)	General Purpose Tayco Bolt On Roller Retainer Use with 3/4" 0.0. Std. Rollers

EQUALISER AND RADIUS ROD SPINDLE KITS

PART NO.																					
01.4105.09	<p>APPLICATION AND GENERAL INFORMATION</p> <p>Equaliser Spindle Kit (Polyurethane Bushes) - for Freighter TAA35 Suspensions</p> <table border="1" style="width: 100%; border-collapse: collapse;"> <thead> <tr> <th style="text-align: left;">Item</th> <th style="text-align: left;">Part no.</th> <th style="text-align: left;">Quantity</th> <th style="text-align: left;">Page</th> <th style="text-align: left;">Description</th> </tr> </thead> <tbody> <tr> <td>A</td> <td>09.1160.9</td> <td>2</td> <td>2-47</td> <td>Equaliser Bush Outer (Polyurethane)</td> </tr> <tr> <td>B</td> <td>09.1161.9</td> <td>2</td> <td>2-47</td> <td>Equaliser Bush Inner (Polyurethane)</td> </tr> <tr> <td>C</td> <td>09.1254.0</td> <td>1</td> <td>2-54</td> <td>Equaliser Shaft Assembly (1 Pin, 2 Washers, and 2 Nyloc Nuts)</td> </tr> </tbody> </table>	Item	Part no.	Quantity	Page	Description	A	09.1160.9	2	2-47	Equaliser Bush Outer (Polyurethane)	B	09.1161.9	2	2-47	Equaliser Bush Inner (Polyurethane)	C	09.1254.0	1	2-54	Equaliser Shaft Assembly (1 Pin, 2 Washers, and 2 Nyloc Nuts)
Item	Part no.	Quantity	Page	Description																	
A	09.1160.9	2	2-47	Equaliser Bush Outer (Polyurethane)																	
B	09.1161.9	2	2-47	Equaliser Bush Inner (Polyurethane)																	
C	09.1254.0	1	2-54	Equaliser Shaft Assembly (1 Pin, 2 Washers, and 2 Nyloc Nuts)																	

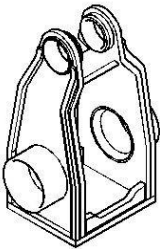
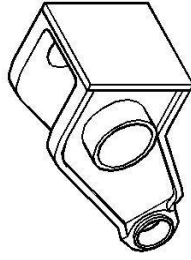
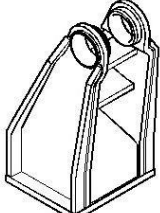
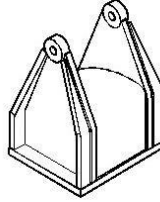
DRAWBAR PIVOT KITS

PART NO.																										
01.4401.00	<div style="text-align: center; margin-bottom: 10px;"> </div> <p style="text-align: center;">APPLICATION AND GENERAL INFORMATION</p> <p style="text-align: center;">Drawbar Pivot Kit - Standard Outer and Inner Bush Carriers with Rubber Bush</p> <table border="1" style="width: 100%; border-collapse: collapse; margin-top: 5px;"> <thead> <tr> <th style="text-align: left;">Item</th> <th style="text-align: left;">Part no.</th> <th style="text-align: left;">Quantity</th> <th style="text-align: left;">Description</th> </tr> </thead> <tbody> <tr> <td>A</td> <td>09.0301.0</td> <td>2</td> <td>Outer Bush Carrier (Standard - 096 x 076.5 x 58mm)</td> </tr> <tr> <td>B</td> <td>09.0651.0</td> <td>1</td> <td>Inner Bush Carrier (Standard - Tapered 076 x 067 x 98mm)</td> </tr> <tr> <td>C</td> <td>09.1101.0</td> <td>2</td> <td>Drawbar Bush (Rubber)</td> </tr> <tr> <td>D</td> <td>09.1201.0</td> <td>1</td> <td>Drawbar Pin Assembly (1 Pin, 1 Washer, and 1 Nyloc Nut)</td> </tr> </tbody> </table>	Item	Part no.	Quantity	Description	A	09.0301.0	2	Outer Bush Carrier (Standard - 096 x 076.5 x 58mm)	B	09.0651.0	1	Inner Bush Carrier (Standard - Tapered 076 x 067 x 98mm)	C	09.1101.0	2	Drawbar Bush (Rubber)	D	09.1201.0	1	Drawbar Pin Assembly (1 Pin, 1 Washer, and 1 Nyloc Nut)					
Item	Part no.	Quantity	Description																							
A	09.0301.0	2	Outer Bush Carrier (Standard - 096 x 076.5 x 58mm)																							
B	09.0651.0	1	Inner Bush Carrier (Standard - Tapered 076 x 067 x 98mm)																							
C	09.1101.0	2	Drawbar Bush (Rubber)																							
D	09.1201.0	1	Drawbar Pin Assembly (1 Pin, 1 Washer, and 1 Nyloc Nut)																							
01.4401.10	<div style="text-align: center; margin-bottom: 10px;"> </div> <p style="text-align: center;">APPLICATION AND GENERAL INFORMATION</p> <p style="text-align: center;">Drawbar Pivot Kit - Heavy Duty Outer and Inner Bush Carriers with Rubber Bush</p> <table border="1" style="width: 100%; border-collapse: collapse; margin-top: 5px;"> <thead> <tr> <th style="text-align: left;">Item</th> <th style="text-align: left;">Part no.</th> <th style="text-align: left;">Quantity</th> <th style="text-align: left;">Page</th> <th style="text-align: left;">Description</th> </tr> </thead> <tbody> <tr> <td>A</td> <td>09.0301.1</td> <td>2</td> <td>2-17</td> <td>Outer Bush Carrier (Heavy Duty 095 x 075.6 x 58.5mm)</td> </tr> <tr> <td>B</td> <td>09.0652.0</td> <td>1</td> <td>2-25</td> <td>Inner Bush Carrier (Heavy Duty - Tapered 090 x 064 x 98mm)</td> </tr> <tr> <td>C</td> <td>09.1101.0</td> <td>2</td> <td>2-42</td> <td>Drawbar Bush (Rubber)</td> </tr> <tr> <td>D</td> <td>09.1201.0</td> <td>1</td> <td>2-49</td> <td>Drawbar Pin Assembly (1 Pin, 1 Washer, and 1 Nyloc Nut)</td> </tr> </tbody> </table>	Item	Part no.	Quantity	Page	Description	A	09.0301.1	2	2-17	Outer Bush Carrier (Heavy Duty 095 x 075.6 x 58.5mm)	B	09.0652.0	1	2-25	Inner Bush Carrier (Heavy Duty - Tapered 090 x 064 x 98mm)	C	09.1101.0	2	2-42	Drawbar Bush (Rubber)	D	09.1201.0	1	2-49	Drawbar Pin Assembly (1 Pin, 1 Washer, and 1 Nyloc Nut)
Item	Part no.	Quantity	Page	Description																						
A	09.0301.1	2	2-17	Outer Bush Carrier (Heavy Duty 095 x 075.6 x 58.5mm)																						
B	09.0652.0	1	2-25	Inner Bush Carrier (Heavy Duty - Tapered 090 x 064 x 98mm)																						
C	09.1101.0	2	2-42	Drawbar Bush (Rubber)																						
D	09.1201.0	1	2-49	Drawbar Pin Assembly (1 Pin, 1 Washer, and 1 Nyloc Nut)																						

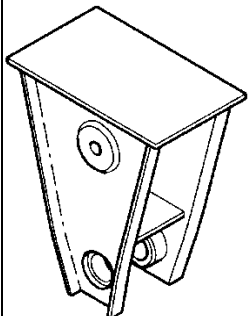
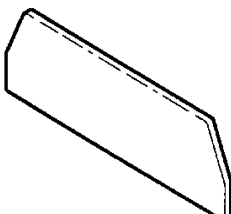

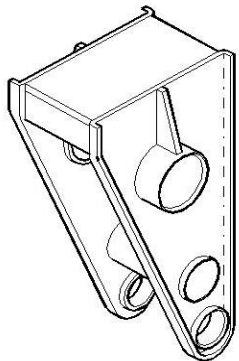
PART NO.																					
01.4401.19	 <p data-bbox="671 577 1112 602" style="text-align: center;">APPLICATION AND GENERAL INFORMATION</p> <p data-bbox="445 611 1321 638" style="text-align: center;">Drawbar Pivot Kit - Heavy Duty Outer and Inner Bush Carriers with Polyurethane Bush</p> <table border="1" data-bbox="316 645 1390 846"> <thead> <tr> <th data-bbox="316 645 368 674">Item</th> <th data-bbox="427 645 517 674">Part no.</th> <th data-bbox="560 645 655 674">Quantity</th> <th data-bbox="759 645 887 674">Description</th> </tr> </thead> <tbody> <tr> <td data-bbox="331 689 347 712">A</td> <td data-bbox="421 689 523 712">09.0301.1</td> <td data-bbox="596 689 612 712">2</td> <td data-bbox="759 689 1326 719">Outer Bush Carrier (Heavy Duty 095 x 075.6 x 58.5mm)</td> </tr> <tr> <td data-bbox="331 730 347 752">B</td> <td data-bbox="421 730 523 752">09.0652.0</td> <td data-bbox="596 730 612 752">1</td> <td data-bbox="759 730 1385 759">Inner Bush Carrier (Heavy Duty - Tapered 090 x 064 x 98mm)</td> </tr> <tr> <td data-bbox="331 770 347 792">C</td> <td data-bbox="421 770 523 792">09.1101.9</td> <td data-bbox="596 770 612 792">2</td> <td data-bbox="759 770 1059 799">Drawbar Bush (Polyurethane)</td> </tr> <tr> <td data-bbox="331 810 347 833">D</td> <td data-bbox="421 810 523 833">09.1201.0</td> <td data-bbox="596 810 612 833">1</td> <td data-bbox="759 810 1342 840">Drawbar Pin Assembly (1 Pin, 1 Washer, and 1 Nyloc Nut)</td> </tr> </tbody> </table>	Item	Part no.	Quantity	Description	A	09.0301.1	2	Outer Bush Carrier (Heavy Duty 095 x 075.6 x 58.5mm)	B	09.0652.0	1	Inner Bush Carrier (Heavy Duty - Tapered 090 x 064 x 98mm)	C	09.1101.9	2	Drawbar Bush (Polyurethane)	D	09.1201.0	1	Drawbar Pin Assembly (1 Pin, 1 Washer, and 1 Nyloc Nut)
Item	Part no.	Quantity	Description																		
A	09.0301.1	2	Outer Bush Carrier (Heavy Duty 095 x 075.6 x 58.5mm)																		
B	09.0652.0	1	Inner Bush Carrier (Heavy Duty - Tapered 090 x 064 x 98mm)																		
C	09.1101.9	2	Drawbar Bush (Polyurethane)																		
D	09.1201.0	1	Drawbar Pin Assembly (1 Pin, 1 Washer, and 1 Nyloc Nut)																		

HANGERS AND PARTS

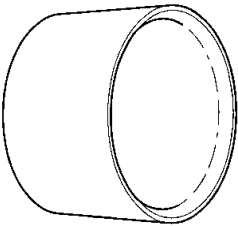
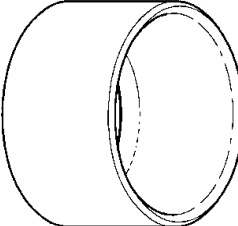
LUSTY

	PART NO.	APPLICATION AND GENERAL INFORMATION		PART NO	APPLICATION AND GENERAL INFORMATION
	09.0110.0	Centre hanger for Lusty 8' spread with 4" springs Fabricated		09.0111.0	Centre hanger for Lusty 9' & 10' spreads with 4" springs Fabricated
	09.0210.0	Front hanger for Lusty suspension with 4" springs Fabricated		09.0260.0	Rear hanger for Lusty suspension with 4" springs Fabricated


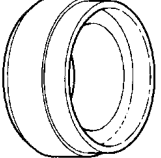
HANGERS and PARTS

	PART NO.	APPLICATION AND GENERAL INFORMATION		PART NO	APPLICATION AND GENERAL INFORMATION
	09.0171.0	For Scania Twin Steer Suspension Fabricated	CENTRE HANGER ATTACHING PLATE 	09.0171.1	For Scania Twin Steer Suspension Use with 09.0171.0 Centre Hanger
CENTRE HANGER ATTACHING GUSSETT 	09.0171.2	For Scania Twin Steer Suspension Use with 09.0171.0 Centre Hanger	Centre & Front HANGER Standtard Undermoun 	09.0151.1	Fruehauf F Series Fabricated Heavy Duty Manufactured on request.

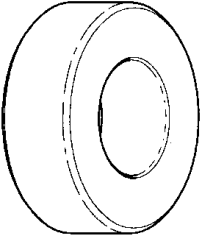
HANGER TO EQUALISER – BUSH CARRIERS

STANDARD PRESSED STEEL TYPE 	PART NO.	LARGE O.D.	SMALL I.D.	WIDTH	APPLICATION AND GENERAL INFORMATION
		09.0301.0	96.0mm	76.5mm	58.0mm
HEAVY DUTY MACHINED TYPE 		O.D.	SMALL I.D.	WIDTH	Suits 09.1101.0 and 09.1101.9 Equaliser Bushes Use with 09.1021.0, 09.1022.0, 09.1023.0, 09.1024.0 & 09.1072.0 Tapered Conversion Equalisers
		09.0301.1	95.0mm	75.6mm	

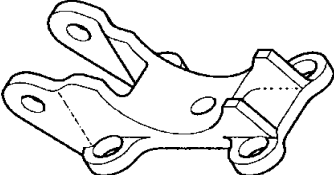
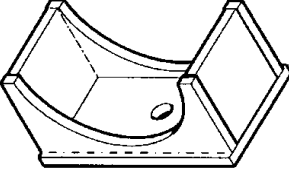
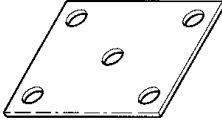
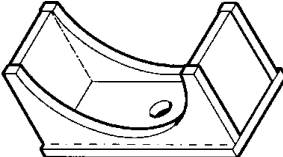
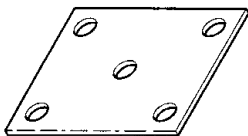
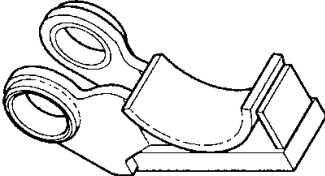
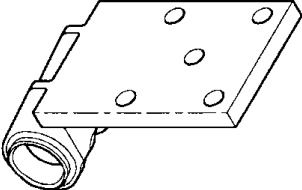

HANGER TO RADIUS ROD – BUSH CARRIERS

HEAVY DUTY MACHINED TYPE 	PART NO.	LARGE O.D.	SMALL I.D.	WIDTH	APPLICATION AND GENERAL INFORMATION
		09.0321.1	63.5mm	49.2mm	28.6mm
HEAVY DUTY MACHINED TYPE (STEPPED O.D.) 	09.0323.0	LARGE O.D.	LARGE / MIDDLE I.D.	WIDTH	Suits Scania Twin Steer Hangers
		80.5mm	70.0mm / 54.5mm		

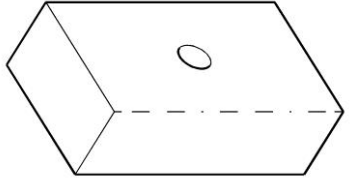
HANGER TO RADIUS ROD – REPAIR BOSSES

	PART NO.	O.D.	NOMINAL I.D.	WIDTH	APPLICATION AND GENERAL INFORMATION
	09.0331.0	44.5mm	7/8" = 22.2mm	11.1mm	Suits 7/8" Diameter Radius Rod Bolts Use with Radius Rod Bolts 1" Longer than Standard
	09.0331.1			15.9mm	Suits 7/8" Diameter Radius Rod Bolts Use with Radius Rod Bolts 1-1/4" Longer than Standard
	09.0332.0		1" = 25.4mm	14.0mm	Suits 1" Diameter Radius Rod Bolts Suits McGrath Hanger Use with Radius Rod Bolts 1" Longer than Standard

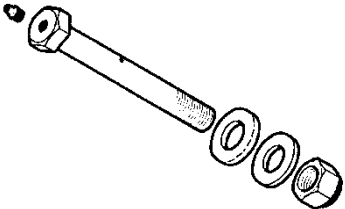
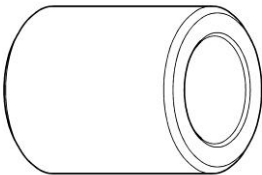
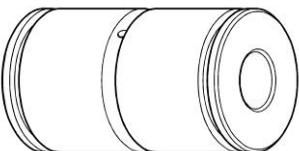
AXLE SADDLES AND SPRING SEATS

	PART NO.	RAD. ROD HOLES	SUITS AXLE	SADDLE HEIGHT	APPLICATION AND GENERAL INFORMATION
	09.0401.6	Parallel 7/8" = 22.2mm	5" Round	3/4" = 19.1mm	For Haulmark Suspensions Replaces: Haulmark 278
<p style="text-align: center;">SPRING SEAT</p> 	09.0416.0		5" Round		For Freighter Suspension Suits 3-1/2" Springs
<p style="text-align: center;">5 HOLE PLATE</p> 	09.0417.0				Use with 09.0416.0
<p style="text-align: center;">SPRING SEAT</p> 	09.0418.0				For McGrath Suspensions Suits 3" Springs
<p style="text-align: center;">5 HOLE PLATE</p> 	09.0419.0				Use with 09.0418.0
<p style="text-align: center;">FABRICATED AXLE SADDLE</p> 	09.0426.0			35mm	For Reyco Trailer Suspensions
	09.0451.0				For Scania Twin Steer Suspensions
	09.0455.0				Axle Saddle for Lusty

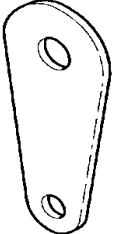
RISER BLOCKS

	PART NO.	HEIGHT	WIDTH	LENGTH	APPLICATION AND GENERAL INFORMATION
	09.0481.0	25mm	75mm	200m	General Purpose
	09.0485.0	50mm	90mm	150mm	For Scania Twin Steer Suspensions
DOWEL PIN 	09.0486.0		19mm Dia.	50mm	Use with 09.0485.0


EQUALISER – SPRING SADDLES AND PARTS

GREASABLE BOLT ASSEMBLY	PART NO.	LENGTH	O.D.	APPLICATION AND GENERAL INFORMATION
	09.0793.0	NA	NA	Includes 1 09.0793.1 Greaseable Bolt 7/8" UNC 2 09.1705.0 Washer 1 39.028.02 Grease Nipple 1 72.611.14 Nyloc Nut Use with 09.0794.0 Spring Saddle Outer and 09.0795.0 Spring Saddle Inner Supplied with Equaliser Beam 09.1099.1
	09.0794.0	93.0mm	75.0mm	Use with 09.0793.0 Greaseable Bolt Assembly and 09.0795.0 Spring Saddle Inner Supplied with Equaliser Beam 09.1099.1
	09.0795.0	94.0mm	50.8mm	Use with 09.0793.0 Greaseable Bolt Assembly and 09.0794.0 Spring Saddle Outer Supplied with Equaliser Beam 09.1099.1

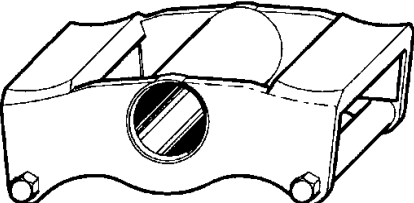
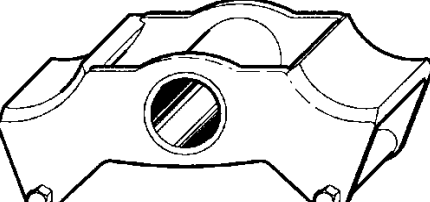
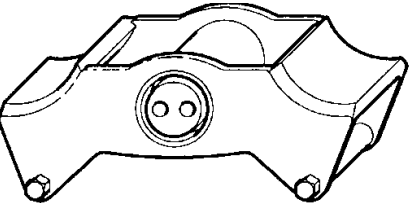
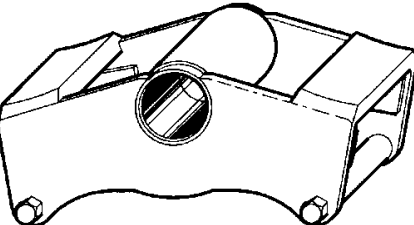
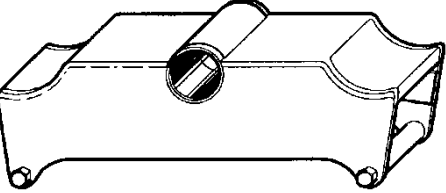
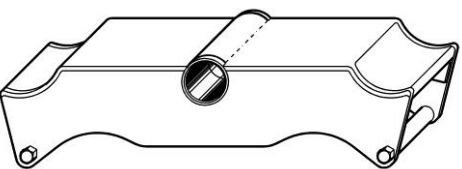
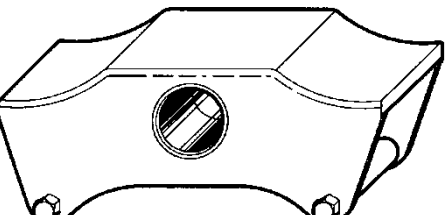
EQUALISER – WEAR PADS

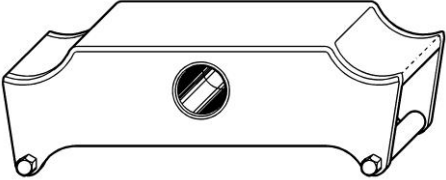
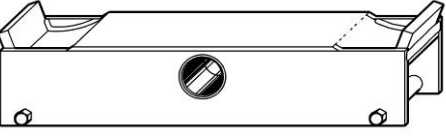
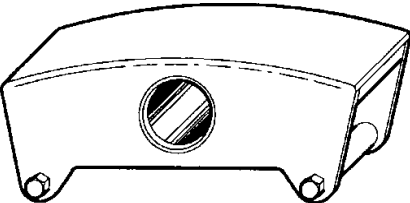
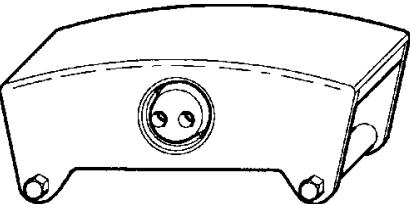
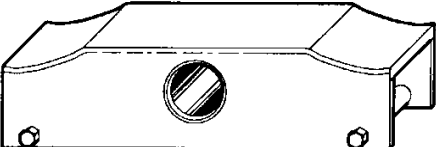
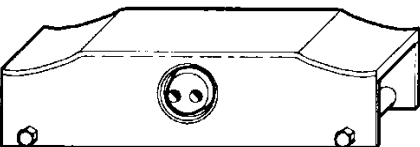
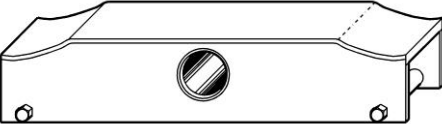
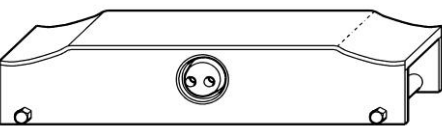
	PART NO.	THICKNESS	APPLICATION AND GENERAL INFORMATION
	09.0803.0	5.0mm	Supplied with Equaliser 09.1099.1

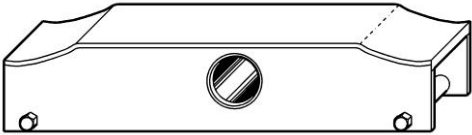
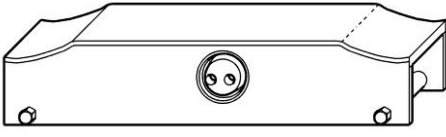
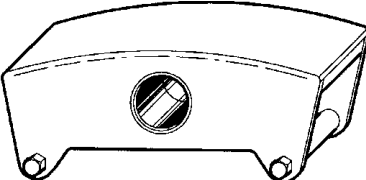
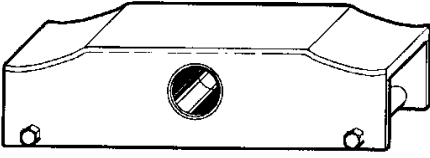
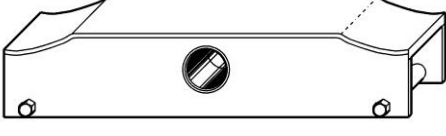
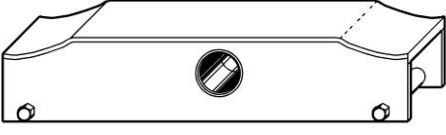
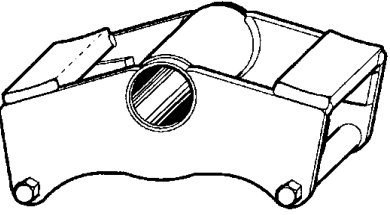
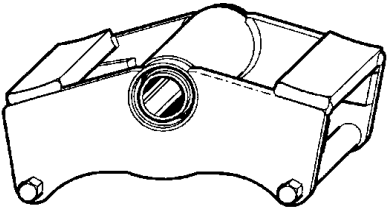
EQUALISER KITS

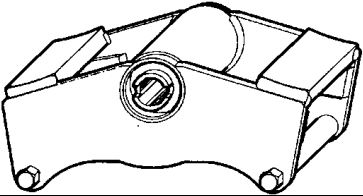
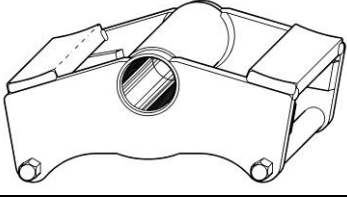
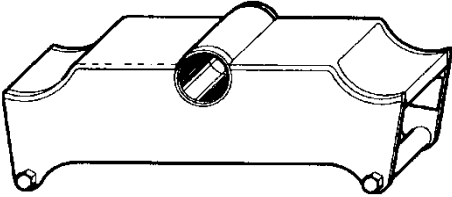
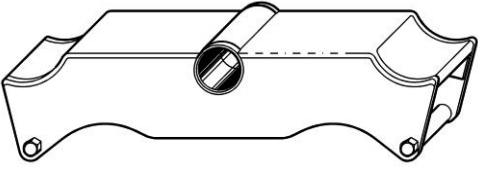
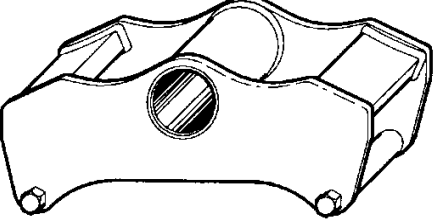
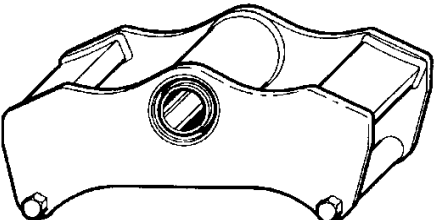
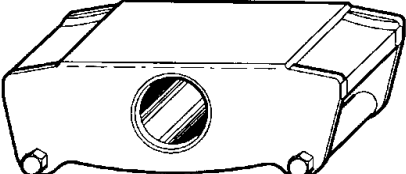
	PART NO.	APPLICATION AND GENERAL INFORMATION
	09.1041.18	8"1"Rocker Box Kit Includes: 09.1041.0 x 1 Equaliser Beam 09.1100.9 x 2 Polyurethane bushes 09.1201.15 x 1 Extra heavy duty equaliser pin.
	09.1044.18	9.1 Rocker Box Kit I Includes: 09.1044.0 x 1 Equaliser Beam 09.1100.9 x 2 Polyurethane bushes 09.1201.15 x 1 Extra heavy duty equaliser pin.
	09.1046.18	10.1 Rocker Box Kit Includes: 09.1046.0 x 1 Equaliser Beam 09.1100.9 x 2 Polyurethane bushes 09.1201.15 x 1 Extra heavy duty equaliser pin.

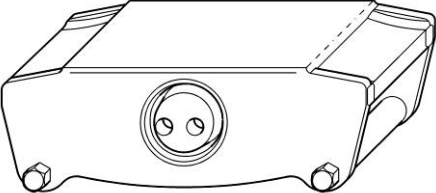
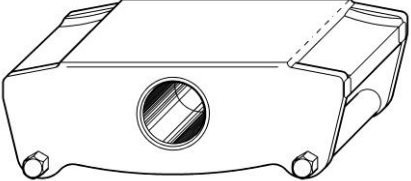
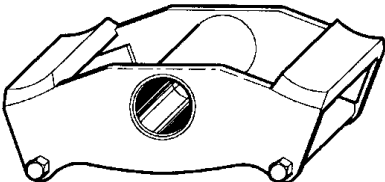
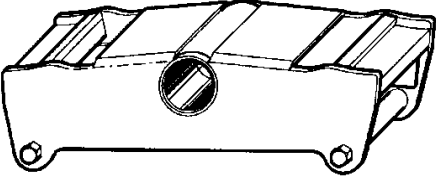
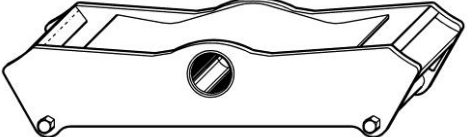
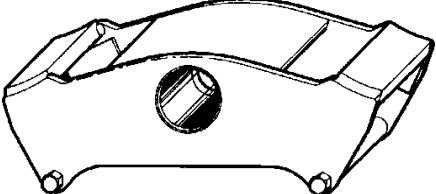

EQUALISERS

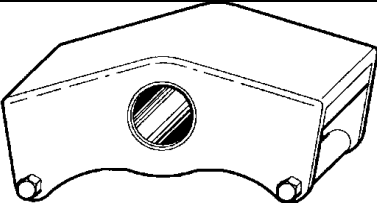
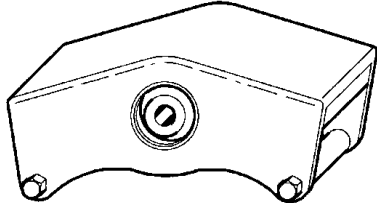
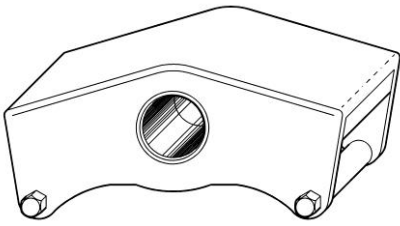
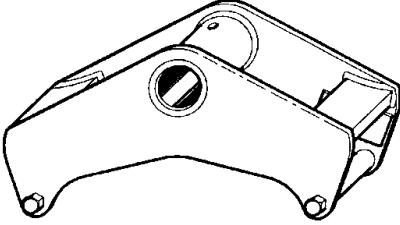
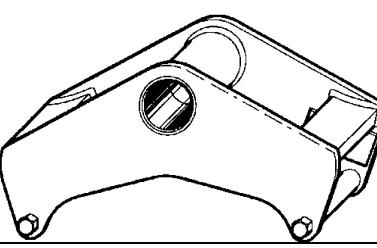
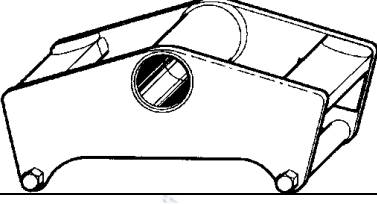

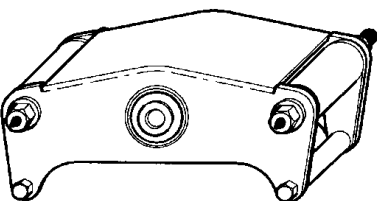
	PART NO.	DIMENSIONS	APPLICATION AND GENERAL INFORMATION
	09.0901.0	358mm Length (Max.) 132mm Height (Max.) 115mm Width Outside 93mm (3-21/32") Width Inside	For I.H.C "Corporate" Suspensions Replaces: Navistar 497790C2 Use with: Bush 09.1138.0
	09.0910.0	450mm Length (Max.) 185mm Height (Max.) 98mm Width Outside 81.6mm (3-7/32") Width Inside	For Hutchens Truck Suspensions Use with: Bush 09.1102.0 or Bush 09.1102.8
	09.0910.1	450mm Length (Max.) 185mm Height (Max.) 98mm Width Outside 81.6mm (3-7/32") Width Inside	For Hutchens Truck Suspensions Includes: Bush 09.1102.0
	09.0950.0	405mm Length (Max.) 185mm Height (Max.) 128mm Width Outside 105.6mm (4-5/32") Width Inside	For Lusty 8' Tri Axles Suspensions Use with: Bush 09.1100.9 or Bush 09.1101.0 or Bush 09.1101.1 or Bush 09.1101.9
	09.0952.0	610mm Length (Max.) 222mm Height (Max.) 128mm Width Outside 105.6mm (4-5/32") Width Inside	For Lusty 9' Tri Axles Suspensions Use with: Bush 09.1100.9 or Bush 09.1101.0 or Bush 09.1101.1 or Bush 09.1101.9
	09.0954.0	762mm Length (Max.) 206mm Height (Max.) 128mm Width Outside 105.6mm (4-5/32") Width Inside	For Lusty 10' Tri Axles Suspensions Use with: Bush 09.1100.9 or Bush 09.1101.0 or Bush 09.1101.1 or Bush 09.1101.9
	09.1001.0	442mm Length (Max.) 179mm Height (Max.) 98mm Width Outside 81.6mm (3-7/32") Width Inside	For Fruehauf F2 Suspensions Suits 4' Tandem and 8' Tri Axles Use with: Bush 09.1100.9 or Bush 09.1101.0 or Bush 09.1101.1 or Bush 09.1101.9

	PART NO.	DIMENSIONS	APPLICATION AND GENERAL INFORMATION
	09.1002.0	610mm Length (Max.) 197mm Height (Max.) 98mm Width Outside 81.6mm (3-7/32") Width Inside	For Fruehauf F2 Suspensions Suits 4'6" Tandem and 9' Tri Axles Use with: Bush 09.1100.9 or Bush 09.1101.0 or Bush 09.1101.1 or Bush 09.1101.9
	09.1003.0	775mm Length (Max.) 190mm Height (Max.) 98mm Width Outside 81.6mm (3-7/32") Width Inside	For Fruehauf F2 Suspensions Suits 5' Tandem and 10' Tri Axles Use with: Bush 09.1100.9 or Bush 09.1101.0 or Bush 09.1101.1 or Bush 09.1101.9
	09.1011.0	452mm Length (Max.) 182mm Height (Max.) 98mm Width Outside 81.6mm (3-7/32") Width Inside	For McGrath Suspensions Suits 4' Tandem and 8' Tri Axles Use with: Bush 09.1102.0 or Bush 09.1102.8
	09.1011.1	452mm Length (Max.) 182mm Height (Max.) 98mm Width Outside 81.6mm (3-7/32") Width Inside	For McGrath Suspensions Suits 4' Tandem and 8' Tri Axles Includes: Bush 09.1102.0
	09.1012.0	610mm Length (Max.) 158mm Height (Max.) 98mm Width Outside 81.6mm (3-7/32") Width Inside	For McGrath Suspensions Suits 4'6" Tandem and 9' Tri Axles Use with: Bush 09.1102.0 or Bush 09.1102.8
	09.1012.1	610mm Length (Max.) 158mm Height (Max.) 98mm Width Outside 81.6mm (3-7/32") Width Inside	For McGrath Suspensions Suits 4'6" Tandem and 9' Tri Axles Includes: Bush 09.1102.0
	09.1013.0	762mm Length (Max.) 158mm Height (Max.) 98mm Width Outside 81.6mm (3-7/32") Width Inside	For McGrath Suspensions Suits 5' Tandem and 10' Tri Axles Use with: Bush 09.1102.0 or Bush 09.1102.8
	09.1013.1	762mm Length (Max.) 158mm Height (Max.) 98mm Width Outside 81.6mm (3-7/32") Width Inside	For McGrath Suspensions Suits 5' Tandem and 10' Tri Axles Includes: Bush 09.1102.0

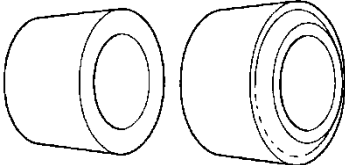
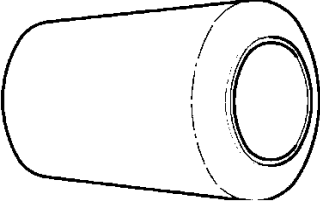
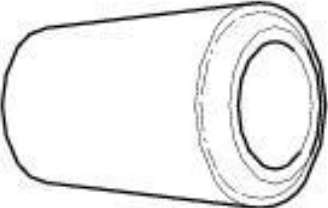
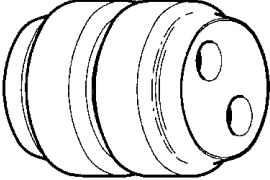
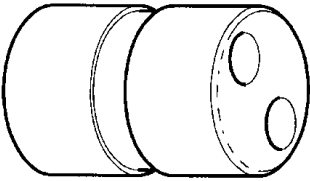
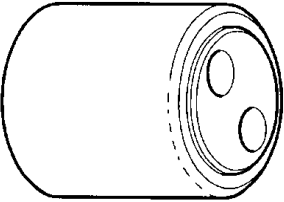
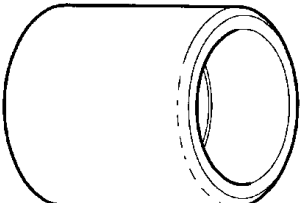
	PART NO.	DIMENSIONS	APPLICATION AND GENERAL INFORMATION
	09.1014.0	762mm Length (Max.) 158mm Height (Max.) 98mm Width Outside 81.6mm (3-7/32") Width Inside Centre Boss Horizontal Offset 25mm	For McGrath Suspensions 10'1" Tri Front Axles Use with: Bush 09.1102.0 or Bush 09.1102.8
	09.1014.1	762mm Length (Max.) 158mm Height (Max.) 98mm Width Outside 81.6mm (3-7/32") Width Inside Centre Boss Horizontal Offset 25mm	For McGrath Suspensions Suits 5' Tandem and 10' Tri Axles Includes: Bush 09.1102.0
	09.1021.0	452mm Length (Max.) 182mm Height (Max.) 98mm Width Outside 81.6mm (3-7/32") Width Inside	For McGrath Suspensions Suits 4' Tandem and 8' Tri Axles Use with: Bush 09.1100.9 or Bush 09.1101.0 or Bush 09.1101.1 or Bush 09.1101.9
	09.1022.0	610mm Length (Max.) 158mm Height (Max.) 98mm Width Outside 81.6mm (3-7/32") Width Inside	For McGrath Suspensions Suits 4'6" Tandem and 9' Tri Axles Use with: Bush 09.1100.9 or Bush 09.1101.0 or Bush 09.1101.1 or Bush 09.1101.9
	09.1023.0	762mm Length (Max.) 158mm Height (Max.) 98mm Width Outside 81.6mm (3-7/32") Width Inside	For McGrath Suspensions Suits 5' Tandem and 10' Tri Axles Use with: Bush 09.1100.9 or Bush 09.1101.0 or Bush 09.1101.1 or Bush 09.1101.9
	09.1024.0	762mm Length (Max.) 158mm Height (Max.) 98mm Width Outside 81.6mm (3-7/32") Width Inside Centre Boss Horizontal Offset 25mm	For McGrath Suspensions 10'1" Tri Front Axles Use with: Bush 09.1100.9 or Bush 09.1101.0 or Bush 09.1101.1 or Bush 09.1101.9
	09.1031.0	413mm Length (Max.) 186mm Height (Max.) 106mm Width Outside 79.6mm (3-9/64") Width Inside	For Blair, BPW Standard, Dayton, and Rubery Owen 'M' Series Suspensions Suits 4' Tandem and 8'1" Tri Axles Use with: Bush 09.1104.0 or Bush 09.1109.0 or Bush 09.1141.00r Bush 09.1143.0 or Bush 09.1145.0
	09.1031.1	413mm Length (Max.) 186mm Height (Max.) 106mm Width Outside 79.6mm (3-9/64") Width Inside	For Blair, BPW Standard, Dayton, and Rubery Owen 'M' Series Suspensions Suits 4' Tandem and 8'1" Tri Axles Includes: Bush 09.1104.0

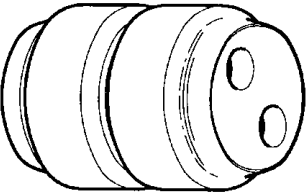
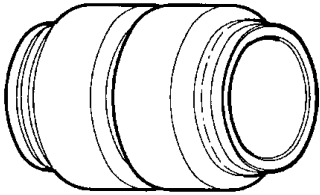
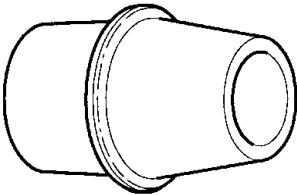
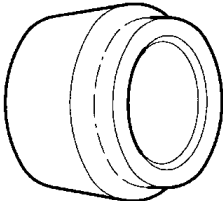
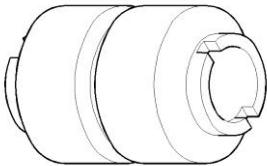
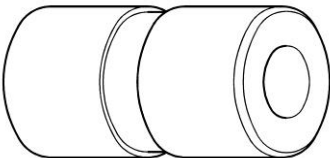
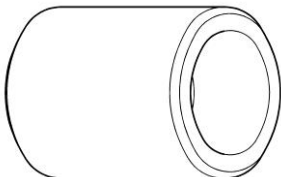
	PART NO.	DIMENSIONS	APPLICATION AND GENERAL INFORMATION
	09.1031.2	413mm Length (Max.) 186mm Height (Max.) 106mm Width Outside 79.6mm (3-9/64") Width Inside	For Reyco Truck Suspensions Suits 4' Tandem Axles Includes: Bush 09.1109.0
	09.1041.0	413mm Length (Max.) 186mm Height (Max.) 106mm Width Outside 79.6mm (3-9/64") Width Inside	For Haulmark ETE, Late Model McGrath, and Rubery Owen Suspensions Suits 4' Tandem and 8'1" Tri Axles Use with: Bush 09.1100.9 or Bush 09.1101.0 or Bush 09.1101.1 or Bush 09.1101.9
	09.1044.0	610mm Length (Max.) 220mm Height (Max.) 106mm Width Outside 79.6mm (3-9/64") Width Inside	For Haulmark ETE, Late Model McGrath, and Rubery Owen Suspensions Suits 9' Tri Axles Use with: Bush 09.1100.9 or Bush 09.1101.0 or Bush 09.1101.1 or Bush 09.1101.9
	09.1046.0	762mm Length (Max.) 206mm Height (Max.) 106mm Width Outside 79.6mm (3-9/64") Width Inside	For Haulmark ETE, Late Model McGrath, and Rubery Owen Suspensions Suits 5' Tandem & 10'1" Tri Axles Use with: Bush 09.1100.9 or Bush 09.1101.0 or Bush 09.1101.1 or Bush 09.1101.9
	09.1051.0	449mm Length (Max.) 186mm Height (Max.) 108mm Width Outside 92mm (3-5/8") Width Inside	For Freightler TAA29 Suspensions Suits 4' Tandem and 8'1" Tri Axles Use with: Bush 09.1104.0
	09.1051.1	449mm Length (Max.) 186mm Height (Max.) 108mm Width Outside 92mm (3-5/8") Width Inside	For Freightler T AA29 Suspensions Suits 4' Tandem and 8'1" Tri Axles Includes: Bush 09.1104.0
	09.1052.0	410mm Length (Max.) 138mm Height (Max.) 108mm Width Outside 92mm (3-5/8") Width Inside	For Freightler T AA39 and T AA49 Suspensions Suits 4' Tandem and 8'1" Tri Axles Use with: Bush 09.1103.0

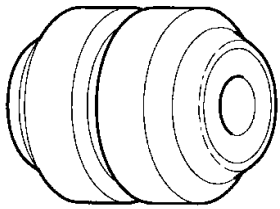
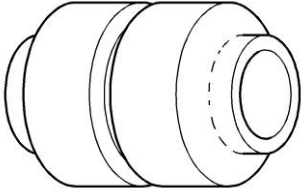
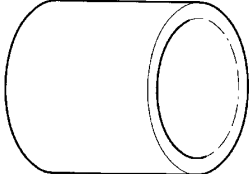
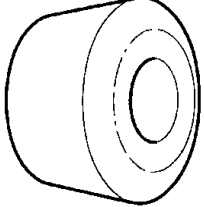
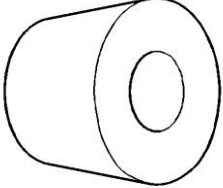

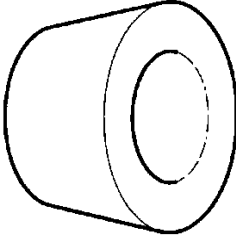
	PART NO.	DIMENSIONS	APPLICATION AND GENERAL INFORMATION
	09.1052.1	410mm Length (Max.) 138mm Height (Max.) 108mm Width Outside 92mm (3-5/8") Width Inside	For Freighter T AA39 and T AA49 Suspensions Suits 4' Tandem and 8'1" Tri Axles Includes: Bush 09.1103.0
	09.1053.0	410mm Length (Max.) 138mm Height (Max.) 108mm Width Outside 92mm (3-5/8") Width Inside	For Freighter T AA49 Suspensions Suits 4' Tandem and 8'1" Tri Axles Use with: Bush 09.1100.9 or Bush 09.1101.0 or Bush 09.1101.1 or Bush 09.1101.9
	09.1054.0	423mm Length (Max.) 152mm Height (Max.) 120mm Width Outside 94mm (3-45/64") Width Inside	For Freighter VE50 Suspensions Suits 8' Tri Axles Use with: Bush 09.1100.9 or Bush 09.1101.0 or Bush 09.1101.1 or Bush 09.1101.9
	09.1056.0	565mm Length (Max.) 170mm Height (Max.) 120mm Width Outside 94mm (3-45/64") Width Inside	For Freighter VE50 Suspensions Suits 9'1" Tri Axles Use with: Bush 09.1100.9 or Bush 09.1101.0 or Bush 09.1101.1 or Bush 09.1101.9 Replaces: Freighter 237-00437
	09.1058.0	778mm Length (Max.) 175mm Height (Max.) 120mm Width Outside 94mm (3-45/64") Width Inside	For Freighter VE50 Suspensions Suits 10' Tri Axles Use with: Bush 09.1100.9 or Bush 09.1101.0 or Bush 09.1101.1 or Bush 09.1101.9
	09.1061.0	555mm Length (Max.) 204mm Height (Max.) 120mm Width Outside 92mm (3-5/8") Width Inside	For Freighter T AA35, T AMO and VA35 Suspensions Suits MKII Tandem and 2.7m Tri Axles Use with: Bush Inner 09.1106.0 plus Bush Outer 09.1105.0 or Bush Inner 09.1159.9 plus Bush Outer 09.1158.9 or Bush Inner 09.1161.9 plus Bush Outer 09.1160.9
	09.1063.0	758mm Length (Max.) 209mm Height (Max.) 120mm Width Outside 92mm (3-5/8") Width Inside	For Freighter T AA35 Suspensions Suits 3.1 m Tri Axles Use with: Bush Inner 09.1106.0 plus Bush Outer 09.1105.0 or Bush Inner 09.1159.9 plus Bush Outer 09.1158.9 or Bush Inner 09.1161.9 plus Bush Outer 09.1160.9 Replaces: Freighter 203-01873

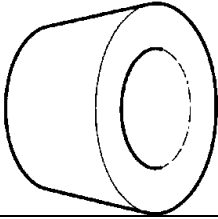
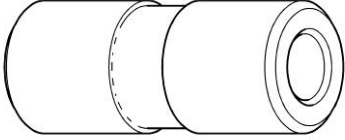
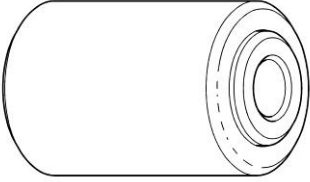
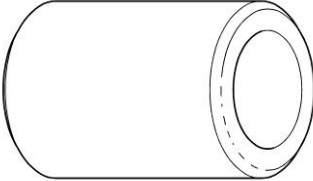
	PART NO.	DIMENSIONS	APPLICATION AND GENERAL INFORMATION
	09.1071.0	405mm Length (Max.) 185mm Height (Max.) 98mm Width Outside 81.6mm (3-7/32") Width Inside	For McGrath and Transpro Suspensions Suits 4' Tandem and 8'1" Tri Axles Use with: Bush 09.1113.0 or Bush Inner 09.1112.0 plus Bush Outer 09.1111.0
	09.1071.1	405mm Length (Max.) 185mm Height (Max.) 98mm Width Outside 81.6mm (3-7/32") Width Inside	For McGrath and Transpro Suspensions Suits 4' Tandem and 8'1" Tri Axles Includes: Bush 09.1113.0
	09.1072.0	405mm Length (Max.) 185mm Height (Max.) 98mm Width Outside 81.6mm (3-7/32") Width Inside	For McGrath and Transpro Suspensions Suits 4' Tandem and 8'1" Tri Axles Use with: Bush 09.1100.9 or Bush 09.1101.0 or Bush 09.1101.1 or Bush 09.1101.9
	09.1075.0	518mm Length (Max.) 262mm Height (Max.) 106mm Width Outside 79.6mm (3-9/64") Width Inside	For Page & Page and Rubery Owen 'R' Series Suspensions Suits 4' Tandem and 8' Tri Axles Use with: Bush 09.1108.0 (Locates in Hanger) and Shaft ~ssembly 09.1208.0 (Shaft is a slide fit in this Equaliser Beam)
	09.1076.0	518mm Length (Max.) 262mm Height (Max.) 106mm Width Outside 79.6mm (3-9/64") Width Inside	For Page & Page and Rubery Owen 'R' Series Suspensions Suits 4' Tandem and 8' Tri Axles Use with: Bush 09.1100.9 or Bush 09.1101.0 or Bush 09.1101.1 or Bush 09.1101.9
	09.1091.0	456mm Length (Max.) 202mm Height (Max.) 106mm Width Outside 79.6mm (3-9/64") Width Inside	For Reyco Trailer Suspensions Suits 8' Tri Axles Use with: Bush 09.1110.0
	09.1092.0	480mm Max length 180mm Max Height 82mm Width inside 108mm Outside width	K Hitch Rocker FW68-0400 (480mm Long)
	09.1099.1	469mm Length (Max.) 208mm Height (Max.) 118mm Width Outside 92mm (3-5/8") Width Inside	For Scania Twin Steer Suspensions Includes: Bush Inner 09.1163.3 plus Bush Outer 09.1163.9

EQUALISER BUSHES AND PARTS

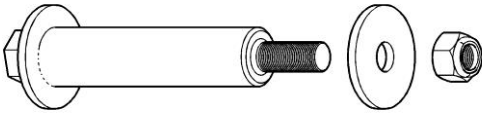
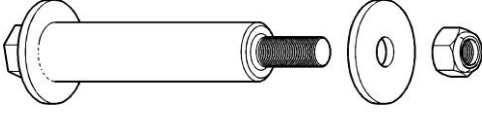
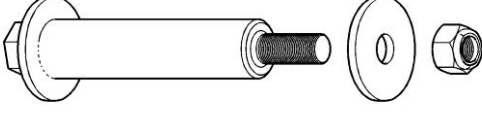
	PART NO.	O.D.	I.D.	LENGTH	APPLICATION AND GENERAL INFORMATION
<p>TWO PART BUSH</p> 	09.1100.9				For Freightler VE50, Fruehauf, Haulmark, McGrath, and Rubery Owen suspensions Replaces: Freightler 203-02448 Fruehauf UXA-0004 Rubery Owen 6823
	09.1101.0	Large O.D. 3-1/2" = 88.9mm	2" = 50.8mm	4-3/8" = 111.1mm	For Freightler VE50, Fruehauf, Haulmark, McGrath, and Rubery Owen suspensions Replaces: Freightler 203-02448 Fruehauf UXA-0004 Rubery Owen 6823
	09.1101.9	Large O.D. 3-1/2" = 88.9mm	2" = 50.8mm	4-19/64" = 109.1mm	For Freightler VE50, Fruehauf, Haulmark, McGrath, and Rubery Owen suspensions Replaces: Freightler 203-02448 Fruehauf UXA-0004 Rubery Owen 6823
	09.1102.0	3-11/32" = 84.9mm	Two 49/64" = 19.4mm	3-15/16" = 100.0mm	For Fruehauf 82, Hutchens, and McGrath suspensions Replaces: Fruehauf UCA-0472 Hutchens 7010-00 McGrath N2514
	09.1102.3	63.5mm	Two 49/64" = 19.4mm	99.0mm	Part of 09.1102.8 Two Part Bush Use with 09.1102.9 Polyurethane Outer Bush
	09.1102.8	83.1mm	Two 49/64" = 19.4mm	99.0mm	For Fruehauf 82, Hutchens, and McGrath suspensions Replaces: Fruehauf UCA-0472 Hutchens 7010-00 McGrath N2514
	09.1102.9	83.1mm	64.5mm	92.0mm	Part of 09.1102.8 Two Part Bush Use with 09.1102.3 Steel Inner Boss


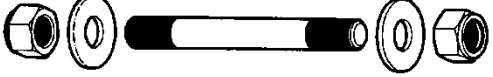



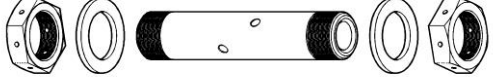
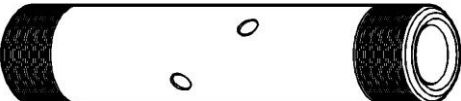
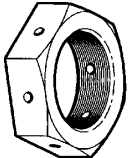

	PART NO.	O.D.	I.D.	LENGTH	APPLICATION AND GENERAL INFORMATION
	09.1103.0	3-11/32" = 84.9mm	Two 49/64" = 19.4mm	4-7/16" = 112.7mm	For Freighter TAA39 and TAA49 Replaces: Freighter 161-07025
	09.1104.0	3-1/8" = 79.4mm	2" = 50.8mm	4-7/16" = 107.2mm	For Freighter TAA29, Haulmark, Reyco, Rubery Owen "M" series, Spicer 62 and 68, and Trailmobile suspension Replaces: Freighter 203-00021, Haulmark 6423, Reyco T-3214, Rubery Owen 6423, and Spicer L 1025
	09.1107.1	Large O.D. 2-13/16" = 71.5mm	1-1/2" = 38.1mm	4-11/64" = 106.0mm	For Freighter VA35, TAA35, TAA36, TAA37, and TAA40 Use with 09.1105.0 Outer Bush and 09.1106.0 Inner Bush Replaces: Freighter 203-00433
	09.1108.0	4-1/16" = 103.2mm	2-3/8" = 60.3mm	2-9/16" = 65.1mm	For Reyco 21 series, Rubery Owen "R" series, and Transpec 301 suspensions Replaces: Reyco T-2101 Rubery Owen 6540 Transpec 790.10.013
	09.1109.0	3-1/8" = 79.4mm	1-1/2" = 38.1mm	4-13/32" = 111.9mm	Reyco Standard For Reyco 101,101A, 102, and 102W suspensions Replaces: Reyco 08363-01
STEEL INNER BOSS 	09.1113.3	55.0mm	26.3mm	101.5mm	For Transpro Heavyweight suspensions Use with poly bush 09.1113.9 Replace: Transpro 0106-06
POLY BUSH 	09.1113.9	78.0mm	56.5mm	92.0mm	For Transpro Heavyweight suspensions Use with steel inner boss 09.1113.3 Replaces: Transpro 0106-06

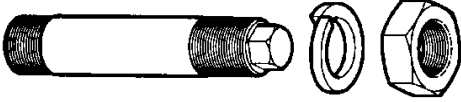

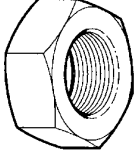
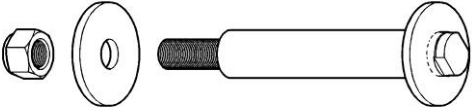
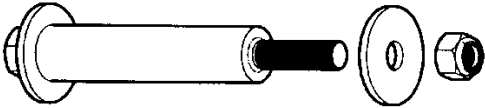
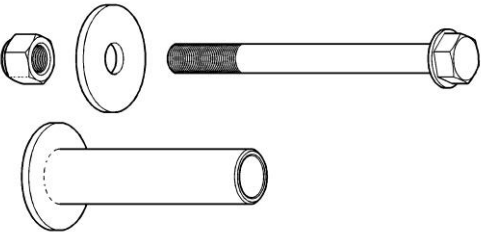

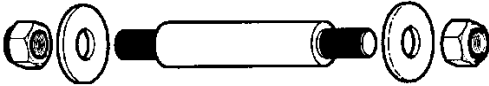
	PART NO.	O.D.	I.D.	LENGTH	APPLICATION AND GENERAL INFORMATION
	09.1114.0	3-5/16" = 84.1mm	1-1/32" = 26.2mm	4" = 101.6mm	For Transpro SHD88 suspensions Replaces: Transpro 0649-02
	09.1145.0	3-1/8" = 79.4mm	1-1/2" = 38.1mm	4-31/64" = 113.9mm	Reyco Standard – New Style used after 1984 For Reyco 101,101A, 102, 102W and 201 suspensions Replaces:Reyco 14713-01
	09.1157.9	90	87	140	Bush poly A90 red - Freighter TAA17 / TAA2
POLYURETHANE OUTER BUSH 	09.1158.9	3-11/16" = 93.7mm	1-1/2" = 38.1mm	2-1/4" = 57.2mm	For Freighter VA35, T AA35, TAA36, TAA37, and TAA40 Use with 09.1159.9 Inner Bush Use with 09.1205.0 Equaliser Pin
POLYURETHANE INNER BUSH 	09.1159.9	3-1/2" = 88.9mm	1-1/2" = 38.1mm	2-9/64" = 54.4mm	For Freighter V A35, T AA35, TAA36, TAA37, and TAA40 Use with 09.1158.9 Outer Bush Use with 09.1205.0 Equaliser Pin
POLYURETHANE OUTER BUSH 	09.1160.9	3-11/16" = 93.7mm	2" = 50.8mm	2-1/4" = 57.2mm	For Freighter V A35, T AA35, TAA36, TAA37, and TAMO Use with 09.1161.9 Inner Bush Use with 09.1254.0 Equaliser Pin
POLYURETHANE INNER BUSH 	09.1161.9	3-1/2" = 88.9mm	2" = 50.8mm	2-9/64" = 54.4mm	For Freighter V A35, T AA35, TAA36, TAA37, and TAMO Use with 09.1160.9 Outer Bush Use with 09.1254.0 Equaliser Pin


	PART NO.	O.D.	I.D.	LENGTH	APPLICATION AND GENERAL INFORMATION
<p>POLYURETHANE BUSH</p> <p>Tapered I.D.</p> 	09.1162.9	88.5mm to 58.5mm	63mm to 47mm	55mm	For Elphinstone Trailer
<p>STEEL INNER BUSH</p> 	09.1163.3	2" = 50.8mm	1" = 25.4mm	5" = 127.0mm	Part of 09.1163.8 Two Part 127.0mm Bush Use with 09.1163.9 Polyurethane Outer Bush
<p>TWO PART BUSH</p> 	09.1163.8	3-3/64" = 77.4mm	1" = 25.4mm	5" = 127.0mm	For Scania Twin Steer suspension
<p>POLYURETHANE OUTER BUSH</p> 	09.1163.9	3-3/64" = 77.4mm	2-3/64" = 51.8mm	4-19/32" = 116.5mm	Part of 09.1163.8 Two Part Bush Use with 09.1163.3 Steel Inner Boss

EQUALISER PINS AND PARTS

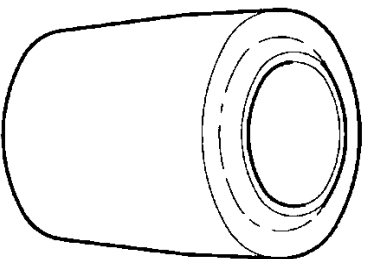
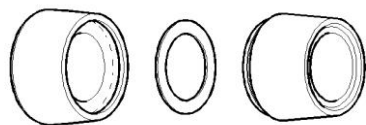
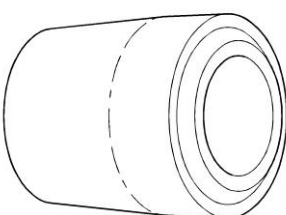
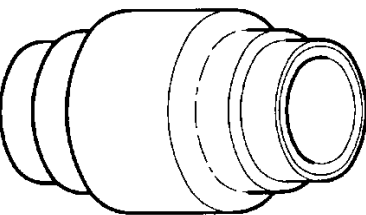
	PART NO.	DIMENSIONS	APPLICATION AND GENERAL INFORMATION
	09.1201.05	50.8mm = 2" O.D. 217.5mm = 8-9/16" Length 1-1/8"-12 Thread	Standard Pin Includes: 1 Washer and 1 Nyloc Nut Replaces: Freighter 203-02632 Fruehauf (Pin only) ULA-5183
	09.1201.15	50.8mm = 2" O.D. 214.67mm = 8-7/16" Length 1-1/2" UNF Thread	Heavy Duty Pin Includes: 1 Washer and 1 Nyloc Nut Replaces: Freighter 203-02632 Fruehauf (Pin only) ULA-5183
	09.1201.16	50.8mm = 2" O.D. 200mm = 7-7/8" Length M48 x 5	Extreme Heavy Duty Pin Includes: 1 Washer and 1 Nyloc Nut Replaces: Freighter 203-02632 Fruehauf (Pin only) ULA-5183

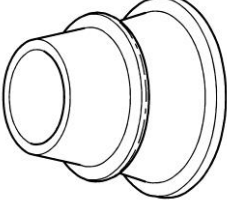
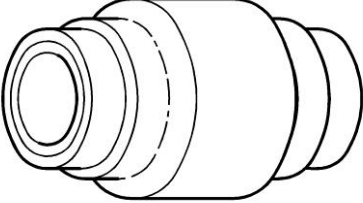
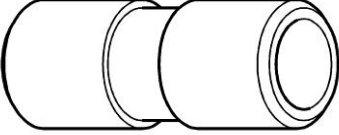
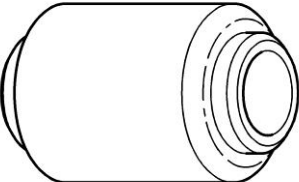
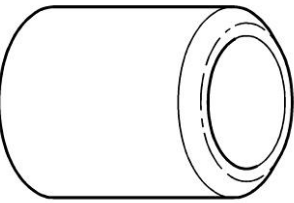
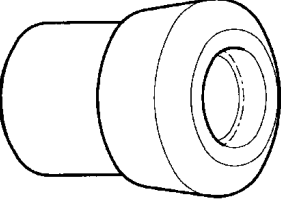
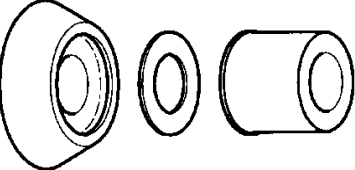
	PART NO.	DIMENSIONS	APPLICATION AND GENERAL INFORMATION
	09.1202.2	19.0mm = 3/4" O.D. 152.0mm = 5-63/64" Length 5/8"-18 Thread	For Fruehauf "82", Hutchens, and McGrath suspensions Includes: 1 Nyloc Nut 71.611.10 Use with 1 Tab Lock Washer 09.1221.0 Replaces: Fruehauf (Pin only) ULA-0469 McGrath 13COO047
	09.1205.0	38.1mm = 1-1/2" O.D. 344.0mm = 13-35/64" Length 1 1/2"-12 Thread Both Ends	For Freightler T AA35, T AA36, TAA37, and TAA40 suspensions Includes: 1 Pin 09.1205.1, 2 Washers 09.1750.0, and 2 Nyloc Nuts 71.611.24
EQUALISER PIN 	09.1205.1	38.1mm = 1-1/2" O.D. 344.0mm = 13-35/64" Length 1 1/2"-12 Thread Both Ends	For Freightler T AA35, T AA36, TAA37, and TAA40 suspensions Replaces: Freightler 203-02414
	09.1206.2	19.0mm = 3/4" O.D. 168.0mm = 6-39/64" Length 5/8"-18 Thread	For Freightler TAA49 and Hutchens, Includes: 1 Nyloc Nut 71.611.10 Use with 1 Tab Lock Washer 09.1221.0 Replaces: Freightler (Pin only) 161-07019
	09.1207.0	50.8mm = 2" O.D. 175.0mm = 6-57/64" Length	For Freightler T AA29 suspension Replaces: Freightler 203-00360
	09.1208.0	63.5mm = 2-1/2" O.D. 321.5mm = 12-21/32" Length 2-1/2"-16 Thread Both Ends	For Reyco "21" series, Rubery Owen "R", and Transpec "301" suspensions Includes: 1 Pin 09.1208.1, 2 Washers 09.1765.0, 2 Nuts 09.1210.0, and 2 Roll Pins 09.1211.0
	09.1208.1	63.5mm = 2-1/2" O.D. 321.5mm = 12-21/32" Length 2-1/2"-16 Thread Both Ends	For Reyco 21 series, Rubery Owen "R", and Transpec "301" suspensions Replaces: Reyco T-2158 Rubery Owen 6548 Transpec 790.10.042
EQUALISER NUT 	09.1210.0	88.9mm = 3-1/2" AF 2-1/2"-16 Thread	Use with 09.1208.1 Equaliser Pin Replaces: Rubery Owen 6549 Transpec 790.10.042
ROLL PIN 	09.1211.0	1/4" = 6.4mm O.D. 1-1/8" – 28.5mm Length	Use with 09.1210.0 Equaliser Nut

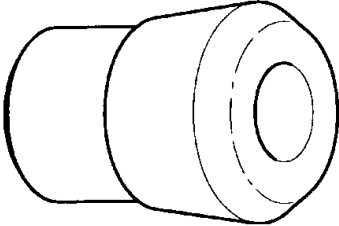
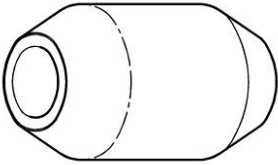
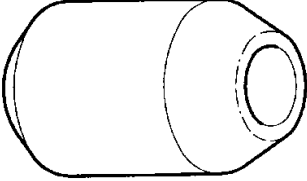
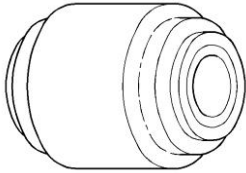
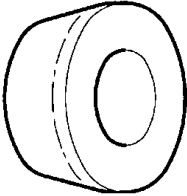
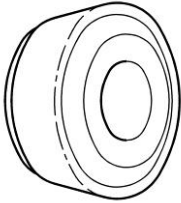

	PART NO.	DIMENSIONS	APPLICATION AND GENERAL INFORMATION
	09.1213.0	37.5mm = 1-15/32" O.D. 193.0mm = 7-19/32" Length 1-7/16"-12 Thread Both Ends	For Reyco 25,101,101A,102,102W, and 201 suspensions Includes: 1 Pin 09.1213.1, 1 Spring Washer 09.1745.0, and 1 Nut 09.1214.0
EQUALISER PIN 	09.1213.1	37.5mm = 1-15/32" O.D. 193.0mm = 7-19/32" Length 1-7/16"-12 Thread Both Ends	For Reyco 25,101,101A,102,102W, and 201 suspensions Replaces: Reyco 08686-01
EQUALISER NUT 	09.1214.0	55.0mm = 2-11/64" AF 1-7/16"-12 Thread	Use with 09.1213.1 Equaliser Pin and 09.1261.1 Equaliser Pin Replaces: Reyco 08687-01
	09.1216.0	41.3mm = 1-5/8" O.D. 212.7mm = 8-3/8" Shank Length 307.0mm = 12-3/32" Over All Length 1"-14 Thread	For Reyco 218 suspension Includes: 1 Washer 09.1718.0, and 1 NylocNut71.611.16.14
	09.1231.0	50.8mm = 2" O.D. 319.5mm = 12-37/64" Length 1-1/8"-12 Thread	For Lusty Allison Trailers Includes: 1 Washer 09.1718.0, and 1 Nyloc Nut 71.611.18
	09.1251.0	2" = 50.8mm O.D. 8-35/64" = 217.1 mm Length	For Haulmark (ETE) Trailers Includes: 1 Pin 09.1251.1, and 1 Bolt Assembly 09.1252.0 Replaces: Haulmark 701
EQUALISER PIN 	09.1251.1	2" = 50.8mm O.D. 8-35/64" = 217.1 mm Length	For Haulmark (ETE) Trailers Replaces: Haulmark 265
	09.1254.0	2" = 50.8mm O.D. 344.0mm = 13-35/64" Length 1-1/4"-12 Thread Both Ends	For Freightner VA35, TAA35, TAA36, and TAA40 suspensions Includes: 1 Pin 09.1254.1, 2 Washers 09.1740.0, and 2 Nyloc Nuts 71.611.20

	PART NO.	DIMENSIONS	APPLICATION AND GENERAL INFORMATION
<p>EQUALISER PIN</p> 	09.1254.1	<p>2" = 50.8mm O.D.</p> <p>344.0mm = 13-35/64" Length</p> <p>1-1/4"-12 Thread Both Ends</p>	For Freighter V A35, T AA35, T AA36, and T AA40 suspensions

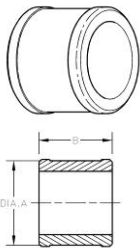


RADIUS ROD BUSHES AND PARTS

	PART NO.	O.D.	I.D.	LENGTH	APPLICATION AND GENERAL INFORMATION
	09.1301.0	<p>Large O.D.</p> <p>2-3/16" = 55.6mm</p>	<p>1-1/4" = 31.8mm</p>	<p>2-3/8" = 60.3mm</p>	<p>For Freighter TAA49 and VE50, Fruehauf, Haulmark, Hutchens H-7600, McGrath, and Trailmobile suspensions</p> <p>Replaces:</p> <p>Freighter 161-07043</p> <p>Fruehauf ULA-6259</p> <p>Hutchens 7620-00</p> <p>Trailmobile 3-12-39</p>
<p>THREE PART BUSH - POLYURETHANE</p> 	09.1301.8	<p>Large O.D.</p> <p>54.9mm = 2-5/32"</p>	<p>1-19/64" = 32.8mm</p>	<p>2-9/32" = 58.0mm</p>	<p>For Freighter TAA49 and VE50, Fruehauf, Haulmark, Hutchens H-7600, McGrath, and Trailmobile suspensions</p> <p>Replaces:</p> <p>Freighter 161-07043</p> <p>Fruehauf ULA-6259</p> <p>Hutchens 7620-00</p> <p>Trailmobile 3-12-39</p>
<p>POLYURETHANE BUSH</p> 	09.1301.9	<p>Large O.D.</p> <p>54.1mm = 2-1/8"</p>	<p>1-1/4" = 31.8mm</p>	<p>2-23/64" = 59.8mm</p>	<p>For Freighter T AA49 and VE50, Fruehauf, Haulmark, Hutchens H-7600, McGrath, and Trailmobile suspensions</p> <p>Replaces:</p> <p>Freighter 161-07043</p> <p>Fruehauf ULA-6259</p> <p>Hutchens 7620-00</p> <p>Trailmobile 3-12-39</p>
	09.1302.0	<p>1-15/16" = 49.2mm</p>	<p>1" = 25.4mm</p>	<p>3" = 76.2mm</p>	<p>For Freighter TAA39, Fruehauf "S" series, Hutchens, McGrath, and Trailmobile suspensions</p> <p>Replaces:</p> <p>Freighter 161-07020</p> <p>Fruehauf UCA-3754</p> <p>Hutchens 00722-00</p> <p>Trailmobile 3-12-35</p>

	PART NO.	O.D.	I.D.	LENGTH	APPLICATION AND GENERAL INFORMATION
<p>BUSH SPACER</p> 	09.1306.1	Large O.D. 68.0mm = 2-43/64"	1-1/4" = 31.8mm	2-1/8" = 54.0mm	<p>For Freighter VA35, T AA35, T AA36, T AA37 and T AA40 suspensions</p> <p>Use with 09.1304.0 Inner Bush and 09.1305.0 Outer Bush</p> <p>Replaces: Freighter 203-00434</p>
	09.1308.0	1-15/16" = 49.2mm	7/8" = 22.2mm	3" = 76.2mm	<p>For Dayton "Tri-Lite", Navistar Early Model, Reyco 101A, 102W and 201, Rubery Owen, Spicer (Dana) 62 and 68, and Transpro SHD88 suspensions</p> <p>Replaces: Dayton 39-400016 Navistar 347347C1 Reyco 09729-01 Rubery Owen 6425 Spicer L 1032 Transpro 0022-00</p>
<p>STEEL INNER BOSS</p> 	09.1308.3	1-1/4" = 31.8mm	7/8" = 22.2mm	3" = 76.2mm	<p>Part of 09.1308.8 Two Part Bush</p> <p>Use with 09.1308.9 Polyurethane Outer Bush</p>
<p>TWO PART BUSH</p> 	09.1308.8	1-27/32" = 47.0mm	7/8" = 22.2mm	3" = 76.2mm	<p>Polyurethane Bush + Steel Inner</p> <p>Version of 09.1308.0</p>
<p>POLYURETHANE OUTER BUSH</p> 	09.1308.9	1-27/32" = 47.0mm	1-19/64" = 32.8mm	2-7/16" = 62.0mm	<p>Part of 09.1308.8 Two Part Bush</p> <p>Use with 09.1308.3 Steel Inner Boss</p>
	09.1309.0	Large O.D. 2-3/8" = 60.3mm Small O.D. 1-13/16" = 46.0mm	1" = 25.4mm	2-11/16" = 68.3mm	<p>For Reyco 102, Rubery Owen "R" series, and Spicer (Dana) 26, 36 and 55 suspensions</p> <p>Replaces: Reyco T -2242 Rubery Owen 6531A Spicer L 1132</p>
<p>THREE PART BUSH - POLYURETHANE</p> 	09.1310.8	Large O.D. 3-5/64" = 78.0mm Small O.D. 1-13/16" = 46.0mm	1-1/16" = 27.0mm	2-23/32" = 69.0mm	<p>For Reyco 102 and 102W suspensions</p> <p>Replaces: Reyco T -1842</p>

	PART NO.	O.D.	I.D.	LENGTH	APPLICATION AND GENERAL INFORMATION
	09.1311.0	Large O.D. 2-5/16" = 58.7mm Small O.D. 1-13/16" = 46.0mm	1-1/64" = 25.8mm	3" = 76.2mm	For Reyco 21 B suspensions Replaces: Reyco T -5493
	09.1328.0	1-29/32" = 48.4mm	7/8" = 22.2mm	3" = 76.2mm	For Reyco 101, 101A and 102 suspensions Replaces: Reyco T-3016
POLYURETHANE BUSH 	09.1328.9	1-55/64" = 47.2mm	59/64" = 23.4mm	2-7/8" = 73.0mm	For Reyco 101, 101A and 102 suspensions Replaces: Reyco T-3016
	09.1331.0	2-3/8" = 60.3mm	7/8" = 22.2mm	3" = 76.2mm	For Dayton "Truckmaster" Truck suspension Replaces: Dayton 39-400013 Navistar 412587C1
POLYURETHANE INNER BUSH 	09.1352.9	Large O.D. 2-31/64" = 63.3mm	1-17/64" = 32.3mm	1" = 25.4mm	For Freightler VA35, TAA35, TAA36, TAA37 and TAA40 suspensions Use with 09.1353.9 Polyurethane Outer Bush Use with 09.1401.0 Radius rod Pin
POLYURETHANE OUTER BUSH 	09.1353.9	Large O.D. 3-5/32" = 80.3mm	1-17/64" = 32.3mm	1-9/32" = 32.5mm	For Freightler VA35, TAA35, TAA36, TAA37 and TAA40 suspensions Use with 09.1352.9 Polyurethane Inner Bush Use with 09.1401.0 Radius rod Pin
	09.1355.8	68.28.50.D.	30 I.D.	59	K-HITCH TORQUE ROD BUSH REPLACES (PART NO - FW88-0514W)

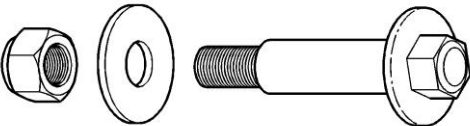
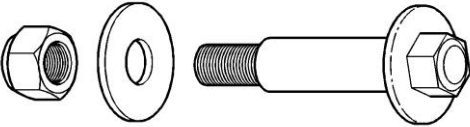

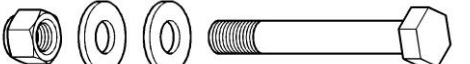


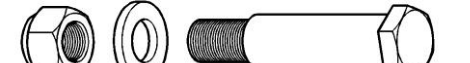

TORQUE ROD & V-ROD BUSH

	PART NO.	DIMENSIONS (mm)	APPLICATION
	09.1533.09	Outside Dia. = 66mm Overall Width= 57mm	International Heavy Duty Bush Polyurethane A90 Colour: Red
	09.1810.9	Large OD (Taper)= 86.3mm Small OD (Taper) = 76.5mm ID= 60.7mm Overall Length: 55mm	Chalmers Suspension – V-Rod Bush Replaces: ATRO PL1047, EUCLID E-4677A, E-4678A, E-7427, E-8701 & TRB6328
	09.1811.9	Large OD (Taper)= 95.3mm Small OD (Taper) = 90mm Overall Length = 53.9mm	Chalmers Suspension – V-Rod Bush Replacement for Atro PL1046, Mack 10QK399, Meritor R307766, Chalmers 800010

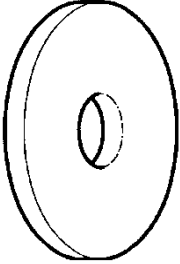
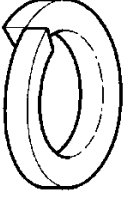
SPRING EYE BUSHES

	PART NO.	DIMENSIONS	APPLICATION AND GENERAL INFORMATION
	09.1900.08	30mm I.D 57mm O.D 102mm LG	BPW Spring Eye Bush BPW Air bag bush suit OM/OT air spring eye Replaces: BPW 0203169000 , BP1113S OEM1113-s
	09.1901.08	30mm I.D 68mm O.D 104mm LG	York Spring Eye Bush Pivot York Tecair 1 and 2 York no.61506242, Use OEM 1234 bolt and OEM1235 nut. York Air bag bush suit OM/OT air spring eye. Replaces: SAF 4177301000
	09.1902.08	24.3mm I.D 68mm O.D 104mm LG	BPW 70mm Spring Eye Bush
	09.1903.08	30.0mm I.D 78.0mm O.D 105.0mm LG	FUWA K-Hitch Spring Eye Bush Replaces K-Hitch KHAS020

RADIUS ROD PINS AND PARTS


	PART NO.	DIMENSIONS	APPLICATION AND GENERAL INFORMATION
	09.1401.0	31.8mm = 1-1/4" O.D.	For Fruehauf "F" series, "J" series and "P" series, Freightler VE50, and McGrath suspensions Includes: 1 Washer and 1 Nyloc Nut
	09.1401.5	158.5mm = 6-15/64" Length 1" Thread	Replaces: Freightler 203-02636 Fruehauf (Pin only) ULA-7822 McGrath 13B00135
	09.1403.0	7/8" = 22.2mm O.D. 5-3/4" = 146.0mm Length 7/8"-9 Thread	For Dayton, Reyco 101 A, 102W and 201, Rubery Owen "M" series, and Spicer (Dana) 62 and 68 series suspensions Includes: 2 Washers 09.591.14 and 1 Nyloc Nut 72.611.14 Replaces: (Pin only) Dayton 08-203488 , Reyco 10033-01 Rubery Owen 6409, Spicer H88755
	09.1403.2	7/8" = 22.2mm O.D. 6-1/2" = 165.1mm Length 7/8"-9 Thread	For Dayton, Reyco 101 A, 102W and 201, Rubery Owen "M" series, and Spicer (Dana) 62 and 68 series suspensions Includes: 2 Washers 09.591.14 and 1 Nyloc Nut 72.611.14 Use with 09.0331.0 Hanger Repair Boss
	09.1403.4	7/8" = 22.2mm O.D. 7" = 177.8mm Length 7/8"-9 Thread	For Dayton, Reyco 101 A, 102W and 201, Rubery Owen "M" series, and Spicer (Dana) 62 and 68 series suspensions Includes: 2 Washers 09.591.14 and 1 Nyloc Nut 72.611.14 Use with 09.0331.0 Hanger Repair Boss
	09.1404.0	33.3mm = 1 5/16" O.D. 150.8mm = 5 15/16" Length 1"-14 Thread	For Freightler TAA29 Suspensions Includes: 1 Washer 09.1710.0 and 1 Nyloc Nut 71.611.16.14 Replaces: Freightler 203-00126 (Pin) & 151-01117 (Nut)
	09.1405.0	31.8mm = 1-1/4" O.D. 146.0mm = 5-3/4" Length 1-1/4" Thread	For Freightler T AA35, T AA36, T AA37 and TAA40 suspensions Includes: 1 Washer 09.1710.0 and 1 Nyloc Nut 71.611.16.14 Replaces: Freightler 203-01664 (Pin) + 151-15329 (Nut)
	09.1407.0	31.8mm = 1-1/4" O.D. 147.5mm = 5-13/16" Length 1-1/4" Thread	For Freightler TAA17 suspensions Includes: 1 Washer 09.1710.0 and 1 Nyloc Nut 71.611.16.14 Replaces: Freightler 203-00115 (Pin only)

SUSPENSION WASHERS


	PART NO.	NOMINAL I.D.	O.D.	THICK
	09.1710.0	1" = 25.4mm	1-15/16" = 49.2mm	6.0mm
	09.1715.0	1" = 25.4mm	2-5/8" = 66.7mm	5.0mm
	09.1720.0	1" = 25.4mm	3-7/8" = 98.4mm	6.0mm
	09.1712.0	27.5mm	47.0mm	2.0mm
	09.1725.0	1-1/8" = 28.6mm	3-7/8" = 98.4mm	6.0mm
	09.1735.0	1-1/4" = 31.8mm	2-5/8" = 66.7mm	6.0mm
	09.1740.0	1-1/4" = 31.8mm	3-1/2" = 88.9mm	8.0mm
	09.1750.0	1-1/2" = 38.1mm	3-1/2" = 88.9mm	8.0mm
	09.1751.0	1-1/2" = 38.1mm	3-7/8" = 98.4mm	8.0mm
	09.1765.0	2-1/2" = 63.5mm	3-7/8" = 98.4mm	8.0mm
	09.1745.0	1-1/2" = 38.1mm	2-1/4" = 57.2mm	8.0mm

RADIUS RODS AND PARTS

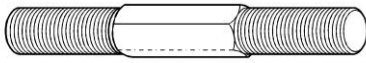
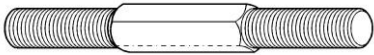
Fixed Radius Rods – Parallel I.D.

	PART NO.	I.D.	LENGTH Centre to Centre	APPLICATION AND GENERAL INFORMATION
	09.201.39	1-3/4" = 44.5mm	395.0mm	Use with Radius Rod Bush 09.1302.0 or 09.1308.0 or 09.1308.8 or 09.1328.0 or 09.1328.9
	09.201.43		430.0mm	
	09.201.44		445.0mm	
	09.201.45		450.0mm	
	09.201.47		470.0mm	
	09.201.49		495.0mm	
	09.201.56		565.0mm	

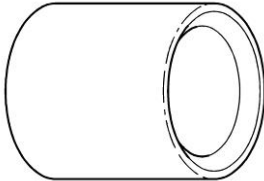
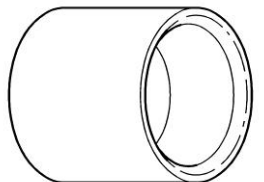
Fixed Radius Rods – Tapered I.D.

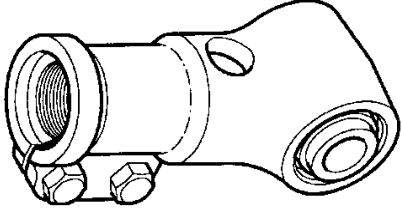
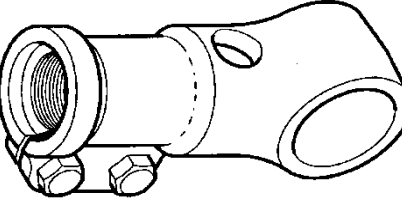
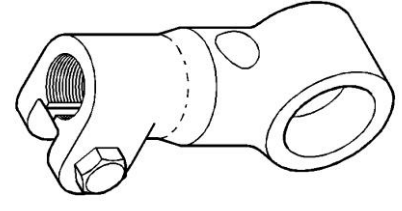
	PART NO.	I.D.	LENGTH Centre to Centre	APPLICATION AND GENERAL INFORMATION
	09.212.38	49.4mm (Large I.D.)	380.0mm	Use with Radius Rod Bush 09.1301.0 or 09.1301.8 or 09.1301.9
	09.212.39		395.0mm	
	09.212.43		430.0mm	
	09.212.45		450.0mm	
	09.212.47		470.0mm	
	09.212.48		490.0mm	
	09.212.49		495.0mm	
	09.212.54		546.0mm	
	09.212.56		565.0mm	

Radius Rod Adjusting Screws

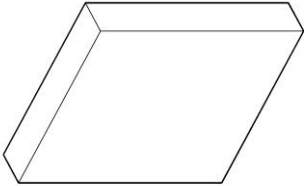
	PART NO.	THREAD	OVERALL LENGTH	APPLICATION AND GENERAL INFORMATION
	09.281.36	1-1/2"-12 Left Hand and Right Hand	235.0mm	Use with Adjustable Radius Rod Ends 09.3102.L and 09.3102.R or
	09.281.39		265.0mm	
	09.281.43		300.0mm	
	09.281.45		325.0mm	
	09.281.47		340.0mm	
	09.281.49		365.0mm	
	09.281.52		390.0mm	
	09.281.54		410.0mm	
	09.281.56		435.0mm	
	09.281.64		510.0mm	
	09.283.34	1-3/8"-12 Left Hand and Right Hand	203.0mm	Use with Adjustable Radius Rod Ends 09.3206.L and 09.3206.R
	09.283.37		240.0mm	
	09.283.39		265.0mm	
	09.283.40		270.0mm	
	09.283.41		281.0mm	
	09.283.43		292.0mm	
	09.283.45		320.0mm	
	09.283.47		348.0mm	
	09.283.49		365.0mm	
	09.283.52		394.0mm	
	09.283.54		418.0mm	
	09.283.56		438.0mm	
	09.283.60		470.0mm	
	09.283.68		550.0mm	

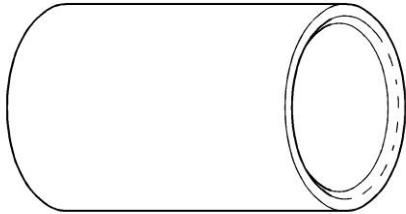
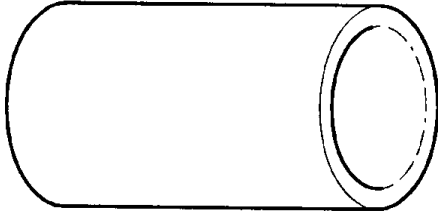
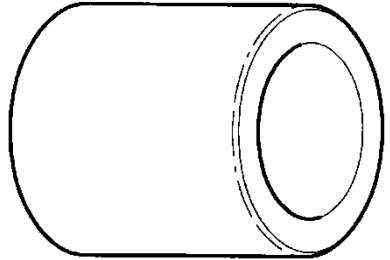
Fixed Radius Rod Ends

	PART NO.	I.D.	LENGTH	APPLICATION AND GENERAL INFORMATION
	09.3001.0	44.8mm	66.5mm	Suits Radius Rod Bushes 09.1302.0, 09.1308.0, 09.1308.8, 09.1328.0 and 09.1328.9
TAPERED I.D. 	09.3011.0	49.4mm (Large I.D.) 44.7mm (Small I.D.)	51.5mm	Suits Radius Rod Bushes 09.1301.0, 09.1301.8 and 09.1301.9


BUSHED RADIUS ROD END 	PART NO.	I.D.	LENGTH	APPLICATION AND GENERAL INFORMATION
	09.3102.L	7/8" = 22.2mm (Bush I.D.)	1-1/2"-12 Left Hand	Includes: 1 Radius Rod Bush 09.1308.0 Use with Radius Rod Adjusting Screws 09.281.xx series
09.3102.R	7/8" = 22.2mm (Bush I.D.)	1-1/2"-12 Right Hand	Includes: 1 Radius Rod Bush 09.1308.0 Use with Radius Rod Adjusting Screws 09.281.xx series	
	09.3202.L	49.0mm (Large I.D.)	1-1/2"-12 Left Hand	Suits Radius Rod Bushes 09.1301.0, 09.1301.8 and 09.1301.9 Use with Radius Rod Adjusting Screws 09.281.xx series
	09.3202.R	49.0mm (Large I.D.)	1-1/2"-12 Right Hand	Suits Radius Rod Bushes 09.1301.0, 09.1301.8 and 09.1301.9 Use with Radius Rod Adjusting Screws 09.281.xx series
	09.3206.L	49.0mm (Large I.D.)		Suits Radius Rod Bushes 09.1301.0, 09.1301.8 and 09.1301.9 Use with Radius Rod Adjusting Screws 09.283.xx series
	09.3206.R	49.0mm (Large I.D.)		Suits Radius Rod Bushes 09.1301.0, 09.1301.8 and 09.1301.9 Use with Radius Rod Adjusting Screws 09.283.xx series

TRUNNION BUSHES AND PADS

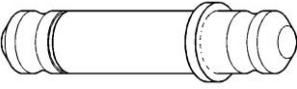
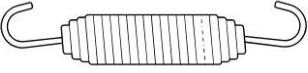

POLYURETHANE PAD 	PART NO.	DIMENSIONS	APPLICATION AND GENERAL INFORMATION
	09.7820.9	134.0mm Long 108.0mm Wide 20.0mm Thick	For Haulmark Single Point suspension Replaces: Haulmark #515

POLYURETHANE PAD	PART NO.	DIMENSIONS	APPLICATION AND GENERAL INFORMATION
<p>POLYURETHANE</p> 	09.7821.9	<p>114.0mm I.D. 139.0mm O.D. 234.0mm Length</p>	<p>For Haulmark Single Point suspension</p> <p>Replaces: Haulmark #514</p>
<p>POLYURETHANE</p> 	09.7822.9	<p>101.6mm I.D. 126.0mm O.D. 233.0mm Length</p>	<p>For Freightler</p>
<p>POLYURETHANE</p> 	09.7950.9	<p>82.5mm I.D. 117.5mm O.D. 127.0mm Length</p>	<p>For Steco Trailer</p> <p>Replaces: Steeco AS260</p>



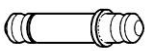


AFTERMARKET PARTS TO SUIT MERITOR / ROCKWELL TRUCKS

	PART NO:	DIMENSIONS	APPLICATION AND GENERAL INFORMATION
	09.7910.8	<p>OD = 152mm Width = 120.30mm ID = 23.50mm</p>	<p>Rockwell A-1225-N-1522 Meritor CSP Pivot Bush Green 85 Duro</p>

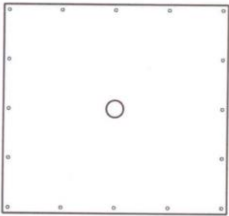
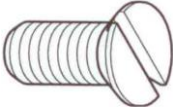
SLACK ADJUSTER – RELATED PARTS

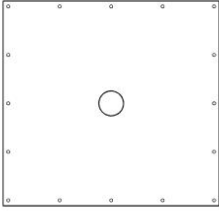
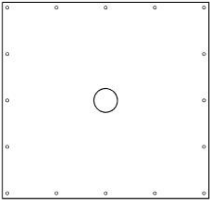

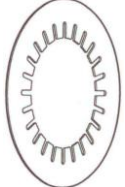


	PART NO.	REPLACES	DIMENSIONS	APPLICATION
	03.8302.0		12.5mm O.D. 68mm Overall Length	Suits Double Spring Trailer Application
	03.8321.0	BPW 05.397.26.03.0	148 x 26 x 2.8mm	For BPW Brakes Short Spring
	03.8380.0		5/8" (15.9mm) O.D. 1/2" (12.7mm) I.D. 1/2" (12.7mm) Wide	Sintered Bronze Slack Adjuster Arm Bushing







SLACK ADJUSTER RETURN KITS

	PART NO.	REPLACES AND INCLUDES	APPLICATION AND GENERAL INFORMATION
    	03.8408.0	2 03.8321.0 Return Springs 1 03.8302.0 Clevis Pin 1/2" 1 38.140.020 Circlip 1 70.013.08 Washer	For Trade Trailer Brakes





FIFTH WHEEL PARTS (Turntable)

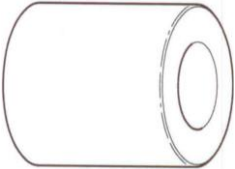
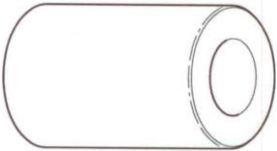
	PART NO.	DIMENSIONS	APPLICATION AND GENERAL INFORMATION
RECTANGULAR LUBE PAD – COUNTER SUNK 	20.7101.0	1010mm Length 940mm Wide 75mm I.D. 4.5mm Thick	Secure Lube Pad to semi-trailer skid plate using 20.7102.0 Screws. Use of a Lube Pad reduces turntable wear and eliminates the need for grease.
SCREW PACK 	20.7102.0	5/16" BSW Thread 19.1 mm = 3/4" Length	Use with Lube Pads 20.7101.0 and 20.7103.0 16 Screws per Pack

RECTANGULAR LUBE PAD – COUNTER	PART NO.	DIMENSIONS	APPLICATION AND GENERAL INFORMATION
<p>UNDRILLED – 3-1/2" KINGPIN</p> 	20.7103.0	<p>1010mm Length 940mm Wide 114mm I.D. 4.5mm Thick</p>	<p>Drill lube pad to suit.</p> <p>Secure Lube Pad to semi-trailer skid plate using 20.7102.0 Screws. Use of a Lube Pad reduces turntable wear and eliminates the need for grease.</p>
<p>UNDRILLED – 2" KINGPIN</p> 	20.7104.0	<p>1010mm Length 940mm Wide 114mm I.D. 4.5mm Thick</p>	<p>Drill lube pad to suit.</p> <p>Secure Lube Pad to semi-trailer skid plate using 20.7102.0 Screws. Use of a Lube Pad reduces turntable wear and eliminates the need for grease.</p>
<p>ROUND LUBE PAD – RECESSED</p> 	20.7105.0	<p>910mm O.D. 135mm Recess Dia. 75mm I.D. 4.5mm Thick</p>	<p>Secure Lube Pad to semi-trailer skid plate using 20.7106.0 Speed Nut. Use of a Lube Pad reduces turntable wear and eliminates the need for grease.</p>
<p>LUBE PAD + SPEED NUT</p>	20.7105.08		<p>Kit includes Round Lube Pad Recessed and Speed Nut. Part Numbers: 20.7105.0 + 20.7106.0</p>
<p>SPEED NUT</p> 	20.7106.0	<p>124.0mm O.D. 72.5mm I.D.</p>	<p>Secures Lube Pad to Skid Plate</p> <p>Use with Lube Pad 20.7105.0</p>
<p>ROUND LUBE PAD – RECESSED</p> 	20.7108.0	<p>910mm O.D. 172mm Recess Dia. 114mm I.D. 4.5mm Thick</p>	<p>Secure Lube Pad to semi-trailer skid plate using 20.7109.0 Speed Nut. Use of a Lube Pad reduces turntable wear and eliminates the need for grease.</p>
<p>LUBE PAD + SPEED NUT</p>	20.7108.08		<p>Kit includes Round Lube Pad Recessed and Speed Nut. Part Numbers 20.7108.0 + 20.7109.0</p>
<p>SPEED NUT</p> 	20.7109.0	<p>164.0mm O.D. 113.5mm I.D.</p>	<p>Secures Lube Pad to Skid Plate</p> <p>Use with Lube Pad 20.7108.0 & 20.7110.0</p>

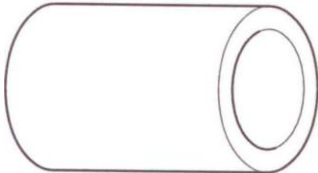
RECTANGULAR LUBE PAD – COUNTER	PART NO.	DIMENSIONS	APPLICATION AND GENERAL INFORMATION
ROUND LUBE PAD – RECESSED 	20.7110.0	1300mm O.D. 172mm Recess Dia. 114mm I.D. 4.5mm Thick	For Boomerang Secure Lube Pad to semi-trailer skid plate using 20.7109.0 Speed Nut. Use of a Lube Pad reduces turntable wear and eliminates the need for grease.
LUBE PAD + SPEED NUT	20.7110.08		Kit includes Round Lube Pad Recessed and Speed Nut. Part Numbers 20.7110.0 + 20.7109.0
	20.7111.08	Half Moon Shape with 6 bolt holes	Joist Lube Pad Repair Kit includes : 2 x Top plate insert 10mm L & R - 12 BOLTS
	20.7111.20		Screw Pack for 20.7111.08
ROUND LUBE PAD – UNRECESSED 	20.7115.0	1300mm O.D. 114mm I.D. 4.5mm Thick	For Boomerang Use of a Lube Pad reduces turntable wear and eliminates the need for grease.
	20.7130.0	Overall Length: 29.2mm Overall Width: 14mm Shaft Length: 19.7mm Shaft Width: 9.5mm	Lube Wear Pad – Holland Foot Pocket Top Plate (2 Per Kit) (Suits FW-351 & FW-70)
	21.2101.08	2 Upper & 2 Lower Poly Cushion for Jost Turntable	

Holland Fifth Wheel Parts

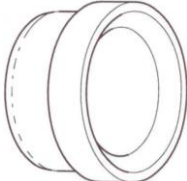
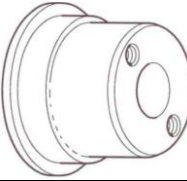
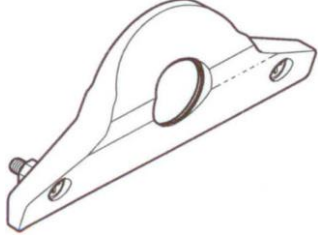
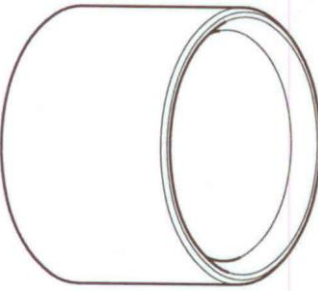
FOOT BUSH – POLYURETHANE	PART NO.	APPLICATION AND GENERAL INFORMATION
	21.1004.9	For Holland FW3500 series Replaces: Holland XB-1604-5
<p data-bbox="256 441 419 465">FOOT PIN KIT</p> 	21.1006.0	For Holland 3501 series. Includes: 2 x Foot Pins 2 x Bolts 2 x Nyloc Nuts
<p data-bbox="280 801 395 826">FOOT PIN</p> 	21.1008.0	For Holland FW3500 series Use with Roll Pin 21.1009.0 Replaces: Holland XA-2016
<p data-bbox="280 1021 395 1046">ROLL PIN</p> 	21.1009.0	For Holland FW3500 series Use with Foot Pin 21.1008.0 Replaces: Holland XB-21-S-375-1750

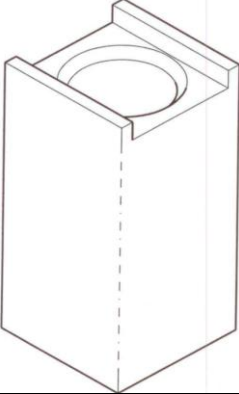
POLYURETHANE FOOT BUSH – AUSTRALIAN STYLE	PART NO.	DIMENSIONS	APPLICATION AND GENERAL INFORMATION
	21.1104.9	38.0mm I.D. 70.5mm O.D. 108.0mm Length	For Holland FW70 series Replaces: Holland XB-1604-9-AUS
<p data-bbox="92 1554 464 1608">POLYURETHANE FOOT BUSH – USA STYLE</p> 	21.1204.9	38.0mm I.D. 63.5mm O.D. 108.0mm Length	For Holland FW70 series Replaces: Holland XB-1604-9

York Fifth Wheel Parts

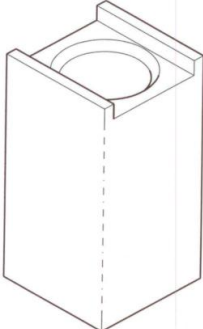
FOOT BUSH – POLYURETHANE	PART NO.	DIMENSIONS	APPLICATION AND GENERAL INFORMATION
	21.2004.9	51.0mm I.D. 70.5mm O.D. 108.0mm Length	For York Big 'D' Replaces: York 500019

TRAILER AND COUPLING PARTS


	PART NO.	DIMENSIONS			APPLICATION AND GENERAL INFORMATION
BUSH UPPER 	22.1521.0	48.9mm I.D. 60.1 mm Small O.D. 67.9mm Large O.D. 37.9mm Length			For 50mm Ringfeeder Coupling model 81/G5 Replaces: Ringfeeder 153087
BUSH LOWER 	22.1522.0	25.0mm Small I.D. 36.1mm Large I.D. 60.0mm Small O.D. 77.8mm Large O.D. 61.9mm Length			For 50mm Ringfeeder Coupling model 81/G5 Replaces: Ringfeeder 153079
WEAR PAD – NYLON 	22.1530.0	21.5mm Maximum Thickness 89.5mm Overall Width 208.5mm Overall Length			For 50mm Ringfeeder Coupling model 81/G5 Replaces: Ringfeeder 6998321
BUSH – TOWING EYE 	22.1581.0	50.1mm	44.5mm	60.1mm	For Ringfeeder 50mm Towing Eye
	22.1581.1			60.2mm	0.1 mm Oversize version of 22.1581.0
	22.1581.2			60.3mm	0.2mm Oversize version of 22.1581.0
	22.1581.3			60.4mm	0.3mm Oversize version of 22.1581.0

	PART NO.	DIMENSIONS	APPLICATION AND GENERAL INFORMATION
<p>BOSS – TOWING EYE</p> 	22.2578.0	<p>90.0mm Square 185.0mm Overall Length 60.0mm I.D.</p>	For Ringfeeder Removable Towing Eyes

V.G.B. Parts

	PART NO.	DIMENSIONS	APPLICATION AND GENERAL INFORMATION
<p>BOSS – TOWING EYE</p> 	22.2577.0	<p>90.0mm Square 185.0mm Overall Length 60.0mm I.D.</p>	For V.G.B. Removable Towing Eyes


V.Orlandi Kit

	PART NO.	DIMENSIONS	APPLICATION AND GENERAL INFORMATION
	22.1611.08	<p>Bronze Bush ID =62.50mm OD =71.3mm Length= 47.60mm</p> <p>Poly Bush OD = 110.0mm ID =62.5mm Thickness = 25mm</p>	V.Orlandi E550 Poly Buffer & Bronze Bush Kit - RG00425 & RG00606

AFTERMARKET PARTS TO SUIT FIFTH WHEEL / TURNTABLE

	PART NO.	APPLICATION AND GENERAL INFORMATION
	<p style="text-align: center;">12.6000.09</p>	<p style="text-align: center;">Action Tanker Skid plate bump stop (Green)</p> <p style="text-align: center;">Overall Length = 150.0mm Overall Height = 79.0mm Holes Dia =12.7mm Hole Centre to Centre =</p>
	<p style="text-align: center;">20.7111.08</p>	<p style="text-align: center;">Jost Lube Pad Repair Kit includes : 1x Top plate insert 10mm L & R - 12 BOLTS Half Moon Shape with 6 bolt holes</p>
	<p style="text-align: center;">20.7111.20</p>	<p style="text-align: center;">Screw Pack for 20.7111.08</p>
	<p style="text-align: center;">21.2101.08</p>	<p style="text-align: center;">2 Upper & 2 Lower Poly Cushion for Jost Turntable</p>
	<p style="text-align: center;">21.2101.08KIT</p>	<p style="text-align: center;">Jost Turn Table 2 Upper And 2 Lower Poly Cushions & Bolts, Nuts & Washers</p>

AFTERMARKET PARTS TO SUIT THERMOKING

	PART NO.	APPLICATION AND GENERAL INFORMATION
	<p style="text-align: center;">12.7008.08</p>	<p style="text-align: center;">Refrigeration Unit Mounts to suit Thermoking Sold as a Kit</p>

PART NUMBER INDEX

01.0101.00 1	03.2206.4 6	09.0332.0 14	09.1051.0 21
01.0105.00 1	03.2206.5 7	09.0401.6 15	09.1051.1 21
01.0110.00 1	03.2206.8 7	09.0416.0 15	09.1052.0 21
01.0120.00 1	03.2208.4 7	09.0417.0 15	09.1052.1 22
01.0121.00 1	03.2208.5 7	09.0418.0 15	09.1053.0 22
01.0122.00 1	03.2208.8 7	09.0419.0 15	09.1054.0 22
01.0124.00 1	03.2209.0 7	09.0426.0 15	09.1056.0 22
01.0125.00 2	03.2209.2 7	09.0451.0 15	09.1058.0 22
01.0130.00 2	03.2209.3 7	09.0455.0 15	09.1061.0 22
01.0222.00 2	03.2209.5 8	09.0481.0 16	09.1063.0 22
01.0222.08 2	03.2210.0 8	09.0485.0 16	09.1071.0 23
01.0223.00 2	03.2214.3 8	09.0486.0 16	09.1071.1 23
01.0223.55 3	03.2214.4 8	09.0793.0 16	09.1072.0 23
01.0235.00 3	03.2214.7 8	09.0794.0 16	09.1075.0 23
01.4105.09 10	03.2214.8 8	09.0795.0 16	09.1076.0 23
01.4401.00 11	03.2233.5 8	09.0803.0 17	09.1091.0 23
01.4401.10 11	03.2238.5 8	09.0901.0 18	09.1099.1 23
01.4401.19 12	03.2271.4 8	09.0910.0 18	09.1100.9 24
03.1701.0 3	03.2330.0 8	09.0910.1 18	09.1101.0 24
03.1702.0 3	03.2333.0 8	09.0950.0 18	09.1101.9 24
03.1706.0 3	03.3201.0 9	09.0952.0 18	09.1102.0 24
03.1711.0 3	03.3242.0 9	09.0954.0 18	09.1102.3 24
03.1789.0 4	03.3249.0 9	09.1001.0 18	09.1102.8 24
03.1789.1 4	03.3304.05 9	09.1002.0 19	09.1102.9 24
03.1949.0 4	03.3305.08 9	09.1003.0 19	09.1103.0 25
03.1950.0 4	03.3348.0 9	09.1011.0 19	09.1104.0 25
03.1950.1 4	03.3349.0 9	09.1011.1 19	09.1107.1 25
03.1950.5 4	03.3651.0 10	09.1012.0 19	09.1108.0 25
03.1950.8 4	03.8302.0 39	09.1012.1 19	09.1109.0 25
03.1952.0 4	03.8321.0 39	09.1013.0 19	09.1113.3 25
03.2001.0 4	03.8380.0 39	09.1013.1 19	09.1113.9 25
03.2101.0 5	03.8408.0 39	09.1014.0 20	09.1114.0 26
03.2102.0 5	09.0110.0 13	09.1014.1 20	09.1145.0 26
03.2103.0 5	09.0111.0 13	09.1021.0 20	09.1157.9 26
03.2107.0 5	09.0151.1 13	09.1022.0 20	09.1158.9 26
03.2109.0 5	09.0171.0 13	09.1023.0 20	09.1159.9 26
03.2110.0 5	09.0171.1 13	09.1024.0 20	09.1160.9 26
03.2119.5 5	09.0171.2 13	09.1031.0 20	09.1161.9 26, 27
03.2200.5 5	09.0210.0 13	09.1031.1 20	09.1163.3 27
03.2203.5 6	09.0260.0 13	09.1031.2 21	09.1163.8 27
03.2204.0 6	09.0301.0 14	09.1041.0 21	09.1163.9 27
03.2204.3 6	09.0301.1 14	09.1041.18 17	09.1201.05 27
03.2204.4 6	09.0321.1 14	09.1044.0 21	09.1201.15 27
03.2204.5 6	09.0323.0 14	09.1044.18 17	09.1201.16 27
03.2204.7 6	09.0331.0 14	09.1046.0 21	09.1202.2 28
03.2204.8 6	09.0331.1 14	09.1046.18 17	09.1205.0 28

09.1205.1	28	09.1403.2	34	09.281.36	36	12.6000.09	45
09.1206.2	28	09.1403.4	34	09.281.39	36	20.7101.0	39
09.1207.0	28	09.1405.0	34	09.281.43	36	20.7102.0	39
09.1208.0	28	09.1407.0	34	09.281.45	36	20.7103.0	40
09.1208.1	28	09.1533.09	33	09.281.47	36	20.7104.0	40
09.1210.0	28	09.1710.0	35	09.281.49	36	20.7105.0	40
09.1211.0	28	09.1712.0	35	09.281.52	36	20.7105.08	40
09.1213.0	29	09.1715.0	35	09.281.54	36	20.7106.0	40
09.1213.1	29	09.1720.0	35	09.281.56	36	20.7108.0	40
09.1214.0	29	09.1725.0	35	09.281.64	36	20.7108.08	40
09.1216.0	29	09.1735.0	35	09.283.34	36	20.7109.0	40
09.1231.0	29	09.1740.0	35	09.283.37	36	20.7110.0	41
09.1251.0	29	09.1745.0	35	09.283.39	36	20.7110.08	41
09.1251.1	29	09.1750.0	35	09.283.40	36	20.7115.0	41
09.1254.0	29	09.1751.0	35	09.283.41	36	20.7130.0	41
09.1254.1	30	09.1765.0	35	09.283.43	36	21.1004.9	42
09.1301.0	30	09.1810.9	33	09.283.45	36	21.1006.0	42
09.1301.8	30	09.1811.9	33	09.283.47	36	21.1008.0	42
09.1301.9	30	09.1900.08	33	09.283.49	36	21.1009.0	42
09.1302.0	30	09.1901.08	33	09.283.52	36	21.1104.9	42
09.1306.1	31	09.1902.08	33	09.283.54	36	21.1204.9	42
09.1308.0	31	09.1903.08	33	09.283.56	36	21.2004.9	43
09.1308.3	31	09.201.39	35	09.283.60	36	21.2101.08	41, 45
09.1308.8	31	09.201.43	35	09.283.68	36	21.2101.18KIT	45
09.1308.9	31	09.201.44	35	09.3001.0	36	21.7111.08	41, 45
09.1309.0	31	09.201.45	35	09.3011.0	36	21.7111.20	41, 45
09.1310.8	31	09.201.47	35	09.3102.L	37	22.1521.0	43
09.1311.0	32	09.201.49	35	09.3102.R	37	22.1522.0	43
09.1328.0	32	09.201.56	35	09.3202.L	37	22.1530.0	43
09.1328.9	32	09.212.38	35	09.3202.R	37	22.1581.0	43
09.1331.0	32	09.212.39	35	09.3206.L	37	22.1581.1	43
09.1352.9	32	09.212.43	35	09.3206.R	37	22.1581.2	43
09.1353.9	32	09.212.45	35	09.7820.9	37	22.1581.3	43
09.1355.9	32	09.212.47	35	09.7821.9	38	22.2577.0	44
09.1401.0	34	09.212.48	35	09.7822.9	38	22.2578.0	44
09.1401.5	34	09.212.49	35	09.7910.8	38		
09.1403.0	34	09.212.54	35	09.7950.9	38		

If you detect any errors in this catalogue, we would appreciate it if you let us know, as we want this information to be as accurate as possible.

**All parts are manufactured to Australian standards.
For all enquiries phone (07) 3277 5111 or fax (07) 3875 1945
www.aussietruckparts.com.au**

Trailer Parts Catalogue Cross Reference

Australian Transport Manufacturers (ATM) Part Numbers	Watts Part Numbers	Maxiparts Part Numbers
05.2134.0	WT4020	-
05.2156.0	WT4038	-
05.2131.0	WT4021	-
05.5614.L&R	WT6123	-
05.5634.L	WT6116	-
05.5634.R	WT6115	-
05.5618.L	WT6120	-
05.5618.R	WT6119	-
05.5620.0	WT6121	-
05.5616.0	WT6125	-
05.6001.0	WT6001	-
05.6003.0	WT6003	-
05.6008.0	WT6005	-
05.6024.0	WT6007	-
05.6002.0	WT6002	-
05.6004.0	WT6004	-
05.6009.0	WT6006	-
05.6551.0	WT6051	-
05.6555.0	WT6058	-
05.7122.0	WT6059	-
01.4401.00	WT7030R	-
01.4401.10	WT7030R	-
01.4401.19	WT7030	-
09.0301.0	WT0013	-
09.0331.0	WT1450	-
09.0331.1	WT1450	-
09.0332.0	WT1451	-
09.0401.6	-	SP7301
09.0651.0	WT10664	-
09.0652.0	TC7175	-
09.0901.0	-	SP1178
09.1001.0	WT1005	SP1165
09.1003.0	WT1006	SP1166C
09.1011.0	MGR101	SP1170
09.1011.1	-	SP1170
09.1012.0	MGR102	-
09.1013.0	MGR103	SP1171
09.1013.1	-	SP1171
09.1023.0	-	SP1169
09.1031.0	WT1003	-
09.1031.2	WT1003	-
09.1041.0	SF007	SP1182

Trailer Parts Catalogue Cross Reference

Australian Transport Manufacturers (ATM) Part Numbers	Watts Part Numbers	Maxiparts Part Numbers
09.1044.0	SF0020	-
09.1046.0	SF0010	SP1183
09.1051.0	203-01094	SP1152
09.1032.0	-	SP1180
09.1051.1	WT1099	-
09.1052.1	161-07052	SP1152
09.1054.0	237-00446	SP1150
09.1056.0	237-00437	-
09.1058.0	237-00453	SP1157
09.1061.0	237-00427	SP1153
09.1063.0	203-01873	SP1154
09.1071.0	WT1004C	-
09.1071.1	WT1004	SP1195
09.1091.0	WT1002	SP1196
09.1101.9	WT1101U	-
09.1102.0	WT1102R	SP1102
09.1102.8	WT1102U	-
09.1103.0	WT1103	SP1108
09.1104.0	WT1104	SP1104
09.1107.1	WT1233	-
09.1108.0	WT1108	-
09.1109.0	WT1109	-
09.1114.0	WT1112A	-
09.1158.9	GT1158	-
09.1159.9	GT1159	-
09.1160.9	GT1160	-
09.1161.9	GT1161	-
09.1201.5	WT1201	SP1201-HD
09.1202.2	WT1202	SP1204
09.1205.1	WT1205S	SP1225
09.1206.2	WT1223	SP1206
09.1207.0	WT1207	SP1207
09.1210.0	WT1210	-
09.1211.0	WT1211	-
09.1213.1	WT1213	SP1229
09.1214.0	WT1214	SP1230
09.1216.0	WT1216	-
09.1301.0	WT1301	SP1301
09.1301.8	WT1301U	SP1301-P
09.1301.9	WT1301U	SP1301-P
09.1302.0	WT1302	SP1302
09.1306.1	WT1417	-

Trailer Parts Catalogue Cross Reference

Australian Transport Manufacturers (ATM) Part Numbers	Watts Part Numbers	Maxiparts Part Numbers
09.1308.0	WT1308	SP1308
09.1308.8	WT1308	SP1308
09.1309.0	WT1309	SP1309
09.1310.8	WT1310	-
09.1311.0	WT1311	SP1315
09.1328.0	WT1312	-
09.1401.0	-	SP1401HD
09.1403.0	WT1403	-
09.1405.0	WT1405	SP1405
09.1407.0	WT1406	SP1406
20.7101.0	WT9609	TT6415
20.7102.0	DBG7102	-
20.7105.0	WT9601	-
20.7106.0	WT9602	-
21.1004.9	XB-16045	-
21.1104.9	XB-1649AUS	-
21.1204.9	XB-1649USA	-
22.1581.2	-	TCTCK83022



HC-ATM Group Pty Ltd ABN: 87 140 887 501
TELEPHONE: (07) 3277 5111 FAX: (07) 3875 1945
WEB: www.aussietruckparts.com.au
102 Stradbroke St, Heathwood, Brisbane, QLD 4110

Notes

